



## **Dte of Commercial Taxes (Finance):**

**Registration under  
Profession Tax**

*Provided as a service through  
'SilpaSathi', the Online Single  
Window portal of the State (West  
Bengal)*

*User Manual*

---

# User Manual

## Registration under Profession Tax

Provided as a service through 'SilpaSathi' the Online Single Window portal of State (WB)

# Table of Contents

Introduction .....	3
About the Service.....	3
Comprehensive Checklist of Documents to be submitted online .....	3
Timeline (WBRTPS).....	3
Instructions related to the application form .....	4
Application Process through SilpaSathi .....	7
1. Online Application submission along with online submission of documents .....	7
3. Online Payment of fees .....	16
3. Track Status of Application.....	16
4: Online Download of final approval certificate.....	17
5: Third Party verification details .....	20

# User Manual

## Registration under Profession Tax

Provided as a service through 'SilpaSathi' the Online Single Window portal of State (WB)

## Introduction

This document is intended to serve as a User Manual for grant of the service “**Registration under Profession Tax**” by **Department of Commercial Taxes, Govt. of West Bengal** through Single window of the State, 'SilpaSathi'. The service is integrated with the Single Window (SilpaSathi) and can be accessed through the SilpaSathi portal. This document has been designed as a user-friendly guide to assist applicants in filling their application forms. It will help them to familiarise with the entire procedure in a seamless manner for successful submission of application and download final Approval certificate from the SilpaSathi portal without the requirement of physical visit to the Department(s).

### Salient Features of Silpasathi Portal:

- The Single Window Portal of the State of West Bengal (SilpaSathi) allows seamless integration with portals of different government departments thereby providing single login credential for various applications, eliminating the need to provide common information multiple times in different forms of various Departments, and ensuring all clearances are available from a single portal.
- It serves as a digital gateway for providing the necessary statutory compliances under the applicable Acts, Rules, Policies and Schemes of the Govt of West Bengal from a single portal.
- Business Entrepreneurs can get certificates and licences required for setting up and operating business in the State in a smooth and time-bound manner, smooth and time-bound manner, without the need to visit any government department or office.

## About the Service

**Registration under professional tax is a mandatory process in India for individuals and businesses who earn an income from a profession, such as freelancers, consultants, and professionals.** The online system has the following features without the requirement of physical visit to the Department: 1) Submission of Application 2) Online Payment of fees 3) Track Status of Application 4) Online Download of final approval certificate 5) Third Party Verification.

## Comprehensive Checklist of Documents to be submitted online

The applicant is required to submit the following documents in order to apply for the service:

#	Documents Required	Detailed Description
NA		

## Timeline (WBRTPS)

**Registration under Profession Tax has an WBRTPS timeline of 15 days till approval by the authorities.**

# User Manual

## Registration under Profession Tax

Provided as a service through 'SilpaSathi' the Online Single Window portal of State (WB)

### Instructions related to the application form

Sl. No.	Field Name	Instructions
<b>Applicants Basic Information</b>		
1.	Applicant Type	Select from the list of options provided if it's an organisation/owner/authorised
2.	Select Sub-Type	Select from the list of options provided
3.	Salutation	Enter salutation of the applicant
4.	First Name	Enter First Name of the applicant
5.	Middle Name	Enter Middle Name of the applicant
6.	Last Name	Enter Last Name of the applicant
7.	Date of Birth	Enter Date of Birth of the applicant
8.	Mobile Number	Enter Mobile Number of the applicant
9.	PAN	Enter PAN details of the applicant
10.	Email	Enter Email id of the applicant
11.	Post Office	Enter Post Office of the applicant
12.	Photo ID type	Select Photo ID type
13.	Photo ID number	Enter Photo ID number
14.	Aadhar Card No.	Enter Aadhar Card No of the applicant
<b>Address</b>		
1.	Police Station	Enter name of the police station
2.	Post Office	Enter name of the post office
3.	Address	Enter address
<b>Organisation Details</b>		
1.	Organisation Type	Select from dropdown list
2.	Other Organisation Type	Select any additional type
3.	Applicant Designation	Enter designation of the applicant
4.	Organisation PAN No.	Enter Organisation PAN No.
5.	Organisation TAN No.	Enter Organisation TAN No.
6.	Landowner Name	Enter name of landowner
<b>Site Details</b>		
1.	ULB Name	Enter ULB Name
2.	District	Enter District name

# User Manual

## Registration under Profession Tax

Provided as a service through 'SilpaSathi' the Online Single Window portal of State (WB)

Sl. No.	Field Name	Instructions
3.	ULB Type	Enter ULB Type
4.	Ward No.	Enter Ward No.
5.	Block	Enter Block
6.	Location/Street Name	Enter location details
7.	Police Station	Enter name of the police station
8.	Block/Municipality/Corporation Name	Enter name of Block/Municipality/Corporation Name
9.	Borough	Enter details of Borough
10.	Ward	Enter ward number
11.	Mouza	Enter Mouza details
12.	JL No.	Enter JL No.
13.	Nearest Landmark	Enter Nearest Landmark
14.	Holding No.	Enter Holding No.
15.	Premises Number	Enter Premises Number
16.	Assessee Number	Enter Assessee Number
17.	Assessee Name	Enter Assessee Name
18.	Khatian No.	Enter Khatian No.
19.	Plot Type	Enter Plot Type
20.	Plot No	Enter Plot No
21.	Khatian No.	Enter Khatian No.
<b>Engaged Personnel Detail</b>		
1.	Consultant Name	Select consultant
2.	Salutation	Enter salutation details
3.	Consultant Type	Select the type of consultant
4.	Class (Not for Architect / Structural Reviewer)	Enter class
5.	Email Address	Auto-generated after selection of consultant
6.	Mobile No.	Auto-generated after selection of consultant
<b>Specifications</b>		
1.	Select Building Category	Select from dropdown list
2.	Residential Sub Type (Only in Case of Residential / Co-operative Housing Buildings)	Select Residential Sub Type
3.	Building Permit No.	Enter Building Permit No.
4.	Building Permit Sanction Date	Enter Building Permit Sanction Date

# User Manual

## Registration under Profession Tax

Provided as a service through 'SilpaSathi' the Online Single Window portal of State (WB)

Sl. No.	Field Name	Instructions
5.	Occupancy Certificate (Full / Partial/ Blockwise) Approval	Enter Occupancy Certificate details
6.	Occupancy Certificate Approval Date	Enter Occupancy Certificate Approval Date
<b>Land Details</b>		
1.	Land Area as Per Deed (Square Meter)	Enter Land Area as Per Deed
2.	Land Area as per Measurement (Square Meter)	Enter Land Area as per Measurement

# User Manual

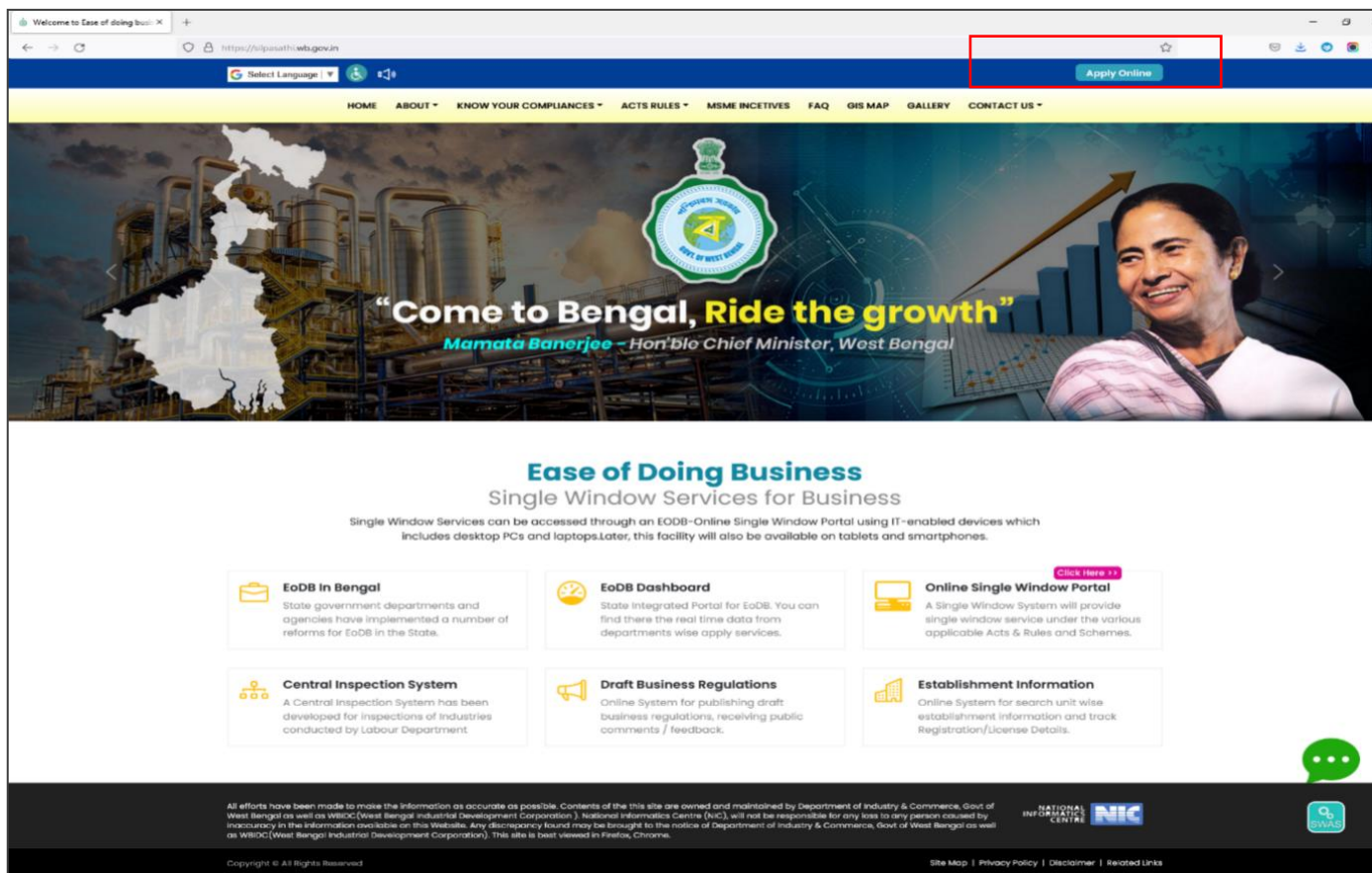
## Registration under Profession Tax

Provided as a service through 'SilpaSathi' the Online Single Window portal of State (WB)

## Application Process through SilpaSathi

### 1. Online Application submission along with online submission of documents

In order to complete the user registration, the applicant has log on to <https://silpasathi.wb.gov.in/> and click on 'Apply online' button.

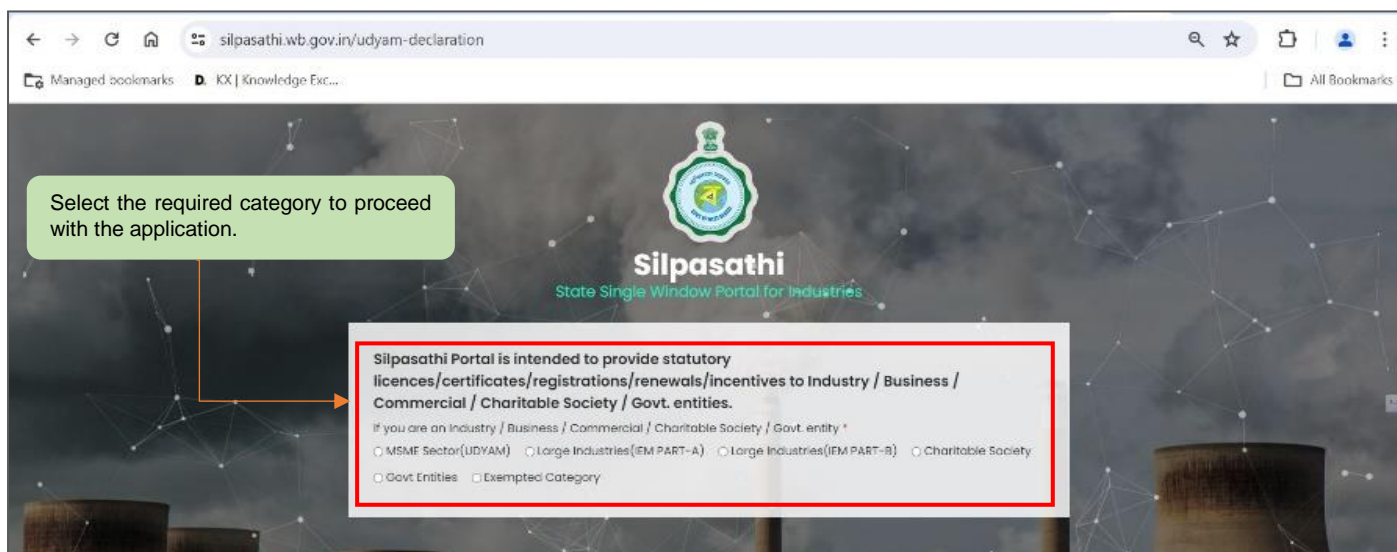


**Applicant Log-in:** The applicant needs to **select the required category** as illustrated in the screenshot below and proceed for registration.

# User Manual

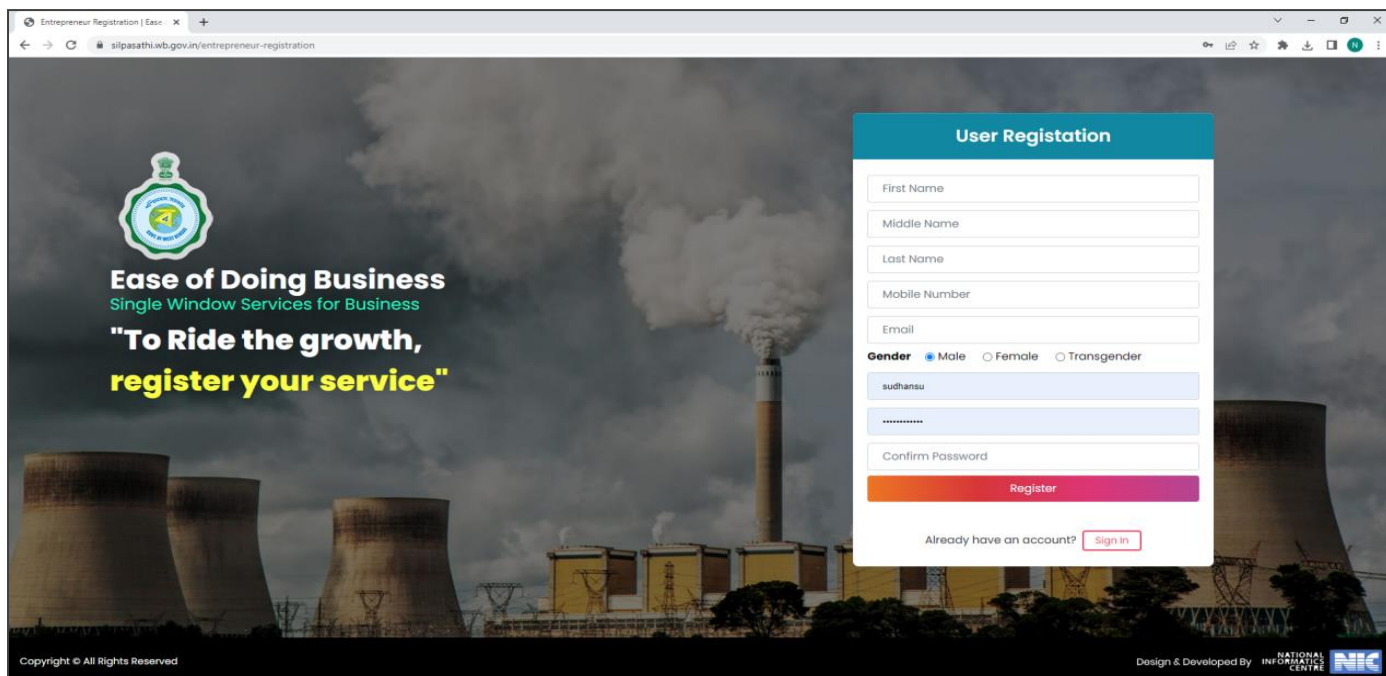
## Registration under Profession Tax

Provided as a service through 'SilpaSathi' the Online Single Window portal of State (WB)



A sign-up window appears on the screen. The user has to select '[Create New](#)' if he is a new user. An already registered user in SilpaSathi portal can fill in the username and password and login to the SilpaSathi portal.

The '[User Registration](#)' window will appear with the relevant fields that the applicant needs to fill accurately and click on '[Register](#)' as shown by the below screenshot. In case the applicant already has an account, click on the '[Sign In](#)' button and login using valid **User ID, password and Captcha**.

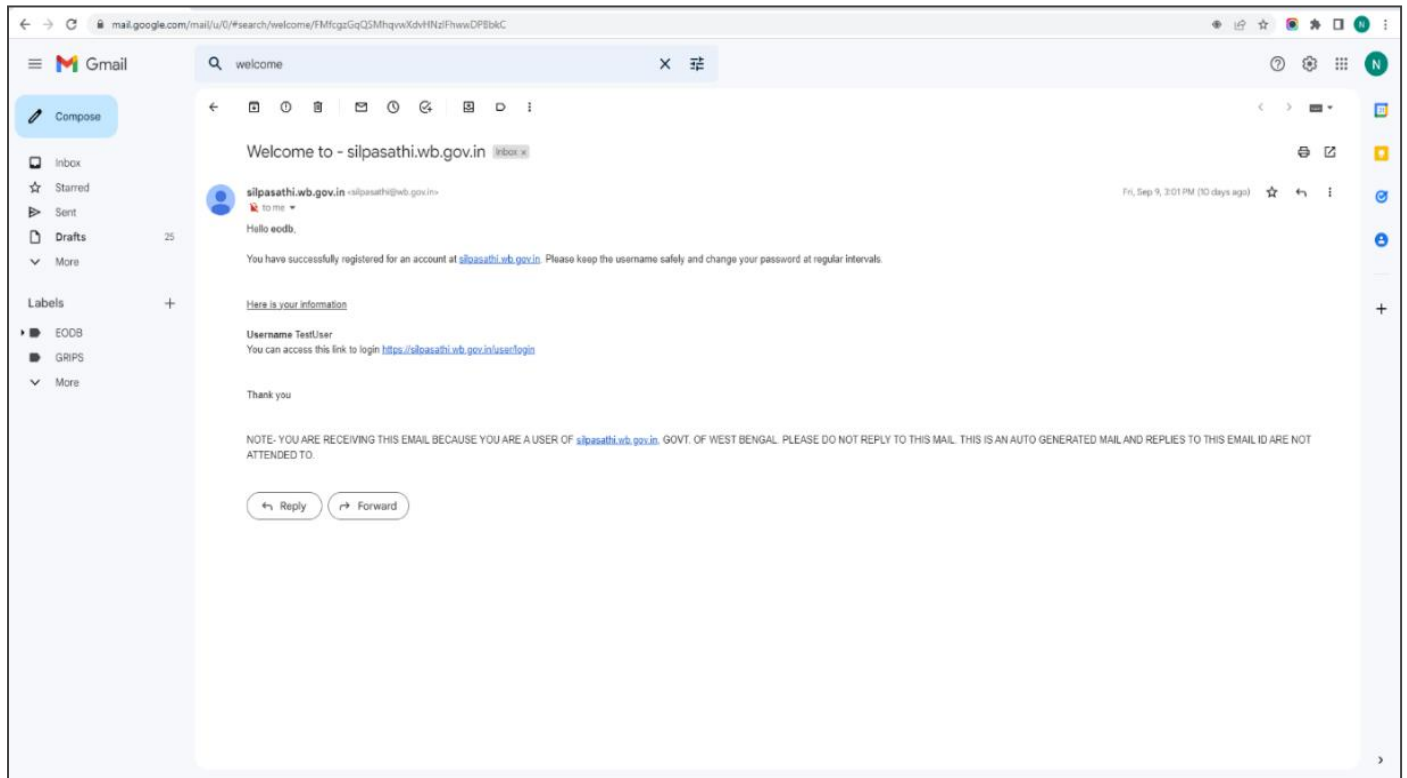


Applicants will receive email confirmation after registering into the single window portal. Please refer to the screenshot below:

# User Manual

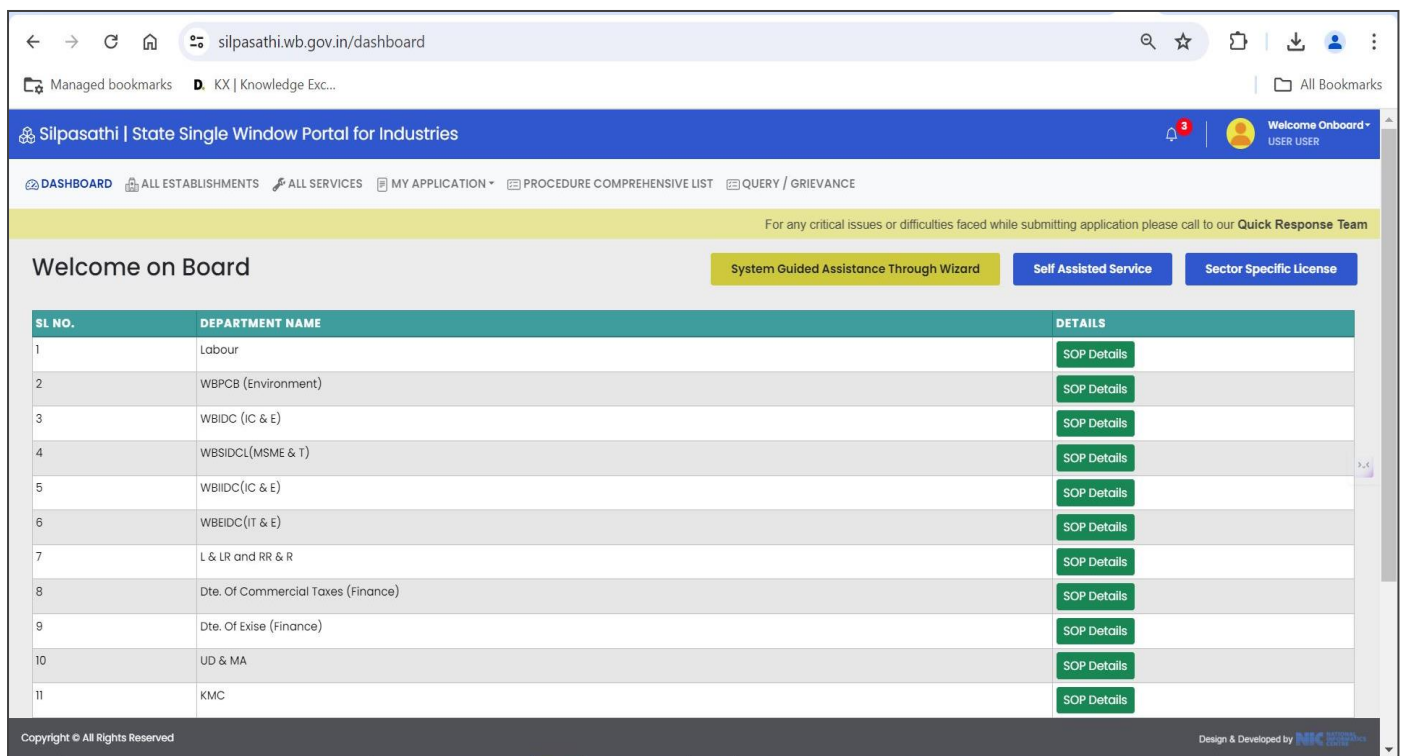
## Registration under Profession Tax

Provided as a service through 'SilpaSathi' the Online Single Window portal of State (WB)



## Online Application submission

Applicants will now be directed to the user dashboard for completing the further procedures. The following screenshots below illustrate the same.

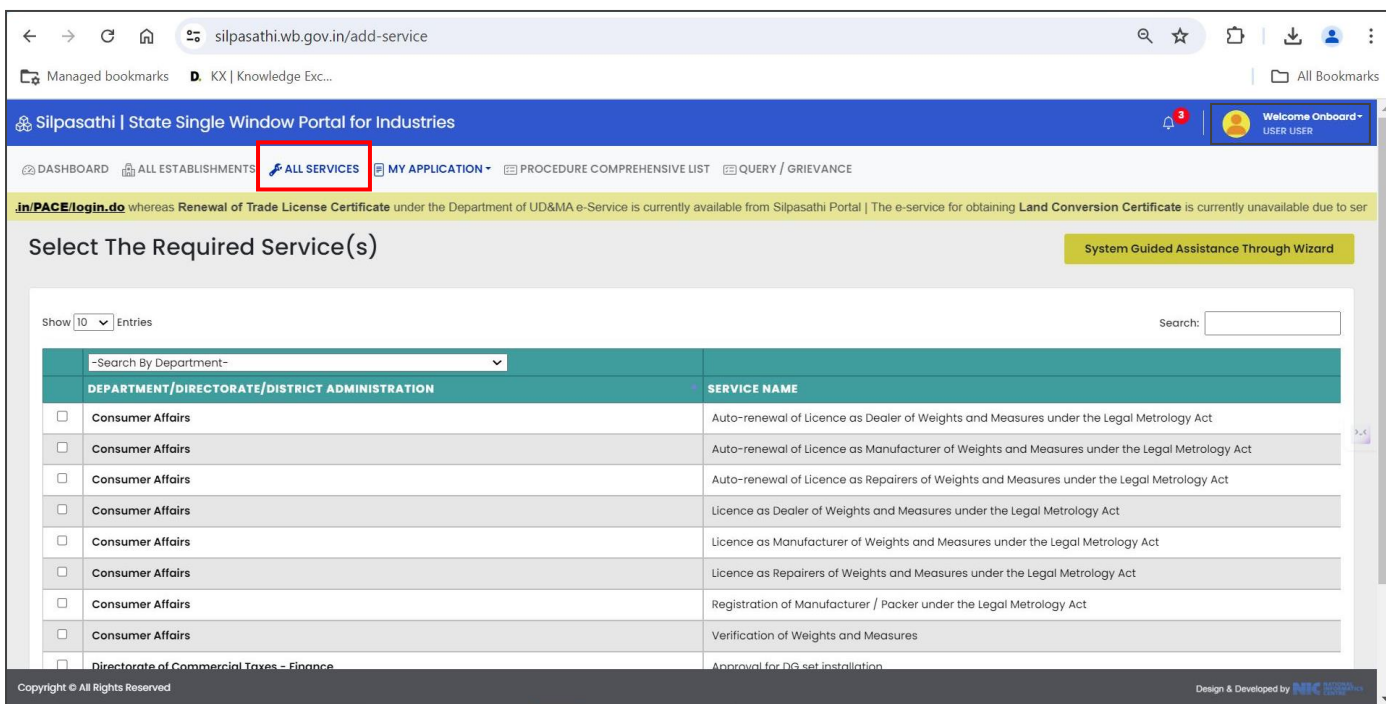


# User Manual

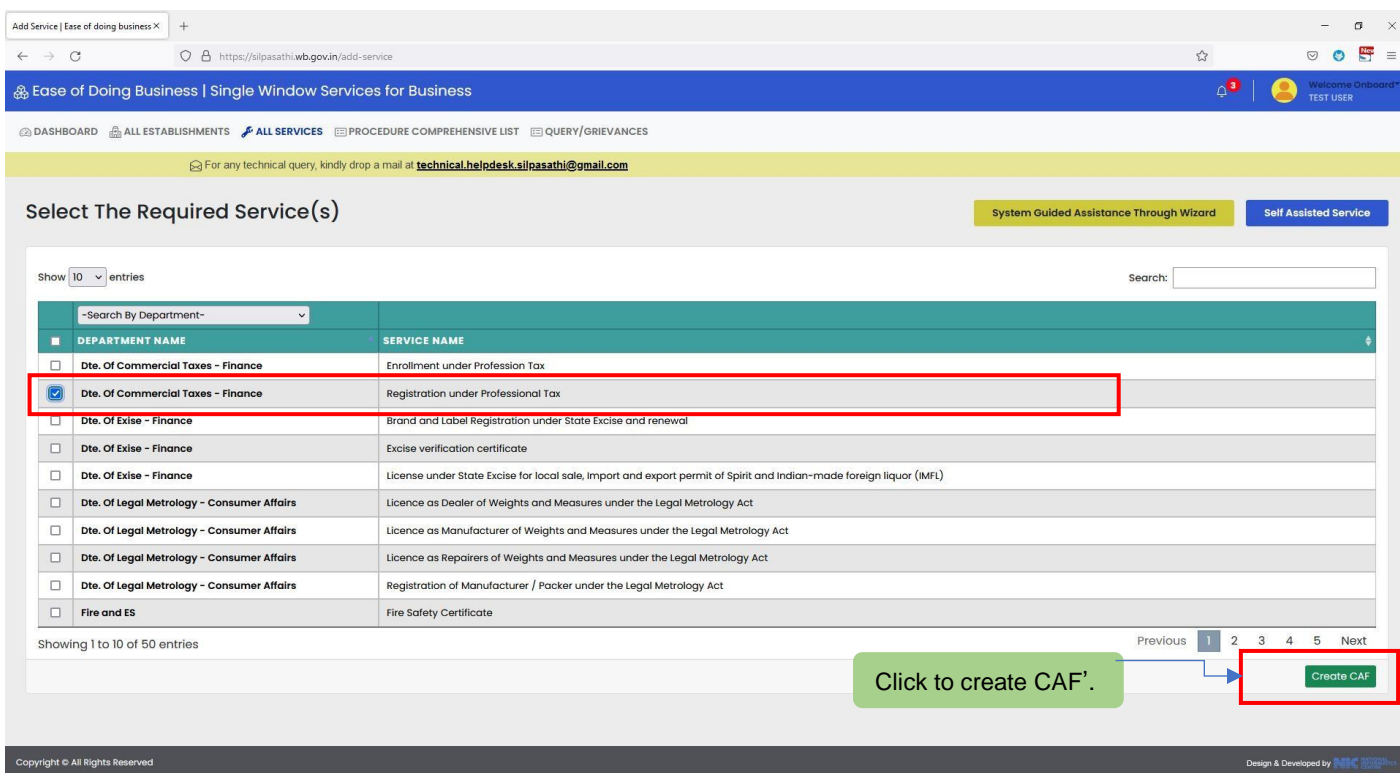
## Registration under Profession Tax

Provided as a service through 'SilpaSathi' the Online Single Window portal of State (WB)

The applicant has to click on '[ALL SERVICES](#)' to view the list of all services mapped with their corresponding departments.



Once done, a list of services will appear. Applicants need to click on [the checkbox](#) adjacent to the service named '**Registration under Profession Tax**'



After selecting the service **Registration under Profession Tax**, the applicant has to click on '[Create CAF](#)'. Applicant's CAF ID will be created. The unique CAF ID is referred to as the common application form.

# User Manual

## Registration under Profession Tax

Provided as a service through 'SilpaSathi' the Online Single Window portal of State (WB)

### Applicant's Dashboard

**CAF ID generated.**

Click on 'Apply Online' to proceed with the application.

The screenshot shows the 'Ease of Doing Business | Single Window Services for Business' dashboard. A green notification banner at the top states 'Service Added Successfully'. Below this, there are several service tiles: 'Add Establishment', 'System Guided Assistance Through Wizard', 'Self Assisted Service', 'Licenses For Tourism Industry', 'Track Your Query', and 'Your Profile'. Under the 'Your Selected Service(s)' section, a table displays the selected service: 'Registration under Professional Tax (WBRTPS Timeline: 15 Days)'. The table includes a 'BUSINESS REFERENCE ID : CAF2022000542' and an 'Apply Online' button. A progress bar below the table shows the steps: 'Application Saved', 'Back for Correction', and 'Generation of Registration No and Certificate No'. The 'Apply Online' button is highlighted with a red box.

After clicking on 'Apply Online' option, the applicant shall be redirected to the main application form. The applicant will have to fill in the required details and review the application form (screenshot below). The applicant is required to add Enrolment No .

The screenshot shows the 'Common Application Form - CAF2022000542'. The form is titled 'Common Application Form - CAF2022000542' and has a progress bar at the top indicating '10%'. A warning message states: 'Registration Number is ONLY FOR EMPLOYERS who pay salary/wages to employees. Please proceed carefully!'. The form asks 'Do you have an Enrolment No ?' with radio buttons for 'Yes' and 'No'. The 'Enrollment No' field is filled with '192153517410'. A green callout box labeled 'Enrolment Number' points to this field. Below the field, it says 'Valid Enrollment No. You may Proceed with the application !!'. At the bottom right, there is a 'Save & Continue >>' button highlighted with a red box. At the bottom left, there is a '<< Back' button. The footer contains 'Copyright © All Rights Reserved' and 'Design & Developed by NIC'.

# User Manual

## Registration under Profession Tax

Provided as a service through 'SilpaSathi' the Online Single Window portal of State (WB)

Common Application Form | Ease of Doing Business | Single Window Services for Business

For any technical query, kindly drop a mail at [technical\\_helpdesk.silpasathi@gmail.com](mailto:technical_helpdesk.silpasathi@gmail.com)

Common application form data partially saved.

### Common Application Form - CAF2022000542

#### ENROLLMENT APPLICATION DETAILS

Name of the Applicant	
First Name	first
Middle Name	middle
Last Name	last

Father's / Husband Name	
First Name	first
Middle Name	middle
Last Name	last
Gender	Male
Class of Employer	INDIVIDUAL including Proprietary Concern
Trade Name	test business name

Address of Principal Place of Work	
Room/Flat No	room flat no
Premises No. & Street	permises no and street

Copyright © All Rights Reserved

Common Application Form | Ease of Doing Business | Single Window Services for Business

Office Selection [Select District, Sub-Division and Police station]

District	HOOGHLY
Sub Division	KHARAGPUR
Police Station	BISHNUPUR
Pin Code	712222
Address of your Unit Office	<b>Address of your Unit Office:</b> WB SOUTH UNIT-II, SRIRAMPUR Srirampur, Court Compound, Hoogly, PIN- 712201 033-2662-2370
Mobile Number	8584897440
Email Id	subhajitbanerjee50@gmail.com
Pan No	ADYPB5953A
Registered Under	WBST
WBST No	45789854443
GSTIN	19ADYPB5953A1ZD

Bank Name	Branch Name	Branch IFSC	Account No	Account Type
Punjab National Bank	BANKURA	PUNB0015800	0158002101023818	Savings
State Bank of India	BANKURA	SBIN0009717	11884829542	Savings

Status of Applicant \*  
EMPLOYER/PROPRIETOR

Month and Year in which salary/wage in the taxable limit was disbursed for the first time \*  
01-09-2022

I do hereby declare that I do not hold any registration number and that above statements are true to the best of my knowledge and belief. \*

<< Back

Save & Continue >>

Copyright © All Rights Reserved

Declaration Statement

# User Manual

## Registration under Profession Tax

Provided as a service through 'SilpaSathi' the Online Single Window portal of State (WB)

The screenshot shows a web browser window displaying the 'Common Application Form Preview' page. The browser's address bar shows the URL: <https://silpasathi.wb.gov.in/caf/application-preview/ZHQ3T0tWQ1ZYkY5OWwXkSyt4eXRHUT09>. The page header includes 'Ease of Doing Business | Single Window Services for Business' and a navigation menu with links for 'DASHBOARD', 'ALL ESTABLISHMENTS', 'ALL SERVICES', 'PROCEDURE COMPREHENSIVE LIST', and 'QUERY/GRIEVANCES'. A notification bar at the top right says 'Welcome Onboard! TEST USER'. A yellow banner below the header contains the text: 'For any technical query, kindly drop a mail at [technical.helpdesk.silpasathi@gmail.com](mailto:technical.helpdesk.silpasathi@gmail.com)'. A green success message states: 'Common application form data partially saved.' The main heading is 'Common Application Form Preview - CAF2022000542'. A progress bar indicates 'Almost Completed' with a 67% completion rate. The form is divided into two columns: 'PARAMETERS' and 'INPUTS'. The 'PARAMETERS' column lists various fields, and the 'INPUTS' column shows the corresponding values entered for each field.

PARAMETERS	INPUTS
<b>Registration No and Registration Certificate</b>	
<b>Name of the Applicant</b>	
First Name	first
Middle Name	middle
Last Name	last
<b>Fathers' / Husband Name</b>	
First Name	first
Middle Name	middle
Last Name	last
Gender	Male
Class of Employer	INDIVIDUAL including Proprietary Concern
Status of Applicant	EMPLOYER/PROPRIETOR
Trade Name	test business name
<b>Address of Principal place of work</b>	

Copyright © All Rights Reserved | Design & Developed by

# User Manual

## Registration under Profession Tax

Provided as a service through 'SilpaSathi' the Online Single Window portal of State (WB)

Common Application Form Preview: X +

https://silpasathi.wb.gov.in/caf/application-preview/ZHQ3T0RWQ1ZY2xY5OWxSyt4eXRHUT09

Ease of Doing Business | Single Window Services for Business

test business name

Address of Principal place of work

District: HOOGHLY

Sub Division: KHARAGPUR

Police Station: BISHNUPUR

Address of your Unit Office: Address of your Unit Office: WB SOUTH UNIT-IL,SRIRAMPUR Srirampur, Court Compound, Hoogly, PIN- 712201 033-2662-2370

Room / Flat No: room flat no

Premises No. and Street: permises no and street

City / Town / Village: city town village

District: HOOGHLY

Sub Division: KHARAGPUR

Police Station: BISHNUPUR

Mobile No: 8584897440

Email Id: subhajitbanerjee50@gmail.com

PAN No: ADYPB5953A

TAN No:

Month and Year in which salary/wage in the taxable limit was disbursed for the first time: 01-09-2022

Do you have Registration certificate number under Central/State act(if any)? Yes

Registration Type: WBST

Registration No: 45789854443

GSTIN: 19ADYPB5953A1ZD

Copyright © All Rights Reserved

Design & Developed by NIC

Common Application Form Preview: X +

https://silpasathi.wb.gov.in/caf/application-preview/ZHQ3T0RWQ1ZY2xY5OWxSyt4eXRHUT09

Room / Flat No: room flat no

Premises No. and Street: permises no and street

City / Town / Village: city town village

District: HOOGHLY

Sub Division: KHARAGPUR

Police Station: BISHNUPUR

Mobile No: 8584897440

Email Id: subhajitbanerjee50@gmail.com

PAN No: ADYPB5953A

TAN No:

Month and Year in which salary/wage in the taxable limit was disbursed for the first time: 01-09-2022

Do you have Registration certificate number under Central/State act(if any)? Yes

Registration Type: WBST

Registration No: 45789854443

GSTIN: 19ADYPB5953A1ZD

Bank Details

Bank Name	Branch Name	Branch IFSC	Account No	Account Type
Punjab National Bank	BANKURA	PUNB0015800	0158002101023818	Savings
State Bank of India	BANKURA	SBIN0009717	11884829542	Savings

UPLOADED SUPPORTING DOCUMENTS

Uploaded Documents Not Available

I hereby declare that the particulars given above are true to the best of my knowledge and belief \*

Submit

Copyright © All Rights Reserved

Design & Developed by NIC

Declaration Statement

Click on 'Submit'

The applicant shall also be required to click on the Declaration checkbox on the bottom left of the application page before proceeding to 'Submit' button, as illustrated in the screenshots below.

# User Manual

## Registration under Profession Tax

Provided as a service through 'SilpaSathi' the Online Single Window portal of State (WB)

Upon completion of the application process along with document submission, the applicant clicks on the **'Submit'** button for final submission of the application.

On clicking on **'Submit'** link, the following webpage appears post submission of application with updated Status.

The screenshot shows the 'Current Status-CAF2022000542' page on the SilpaSathi portal. A table displays the application's progress:

NAME OF THE SERVICES	CURRENT STATUS	DATE
Registration under Professional Tax	Application Saved	Completed
	Back for Correction	Pending
	Generation of Registration No and Certificate No	Pending

A red box highlights the 'Application Saved' row, and a green box highlights the 'Completed' status. A callout box below the table states: 'Latest status updated.'

The applicant /user shall be notified via SMS and email on his registered phone number and email id respectively. The applicant receives notifications at different stages of the application - application submission, application approval, etc.

Application submitted. Status can also be checked online at any time through the Applicant Dashboard by logging into the Silpasathi Portal. Please keep this CAF number saved for future reference.

CAF No.: CAF2024XXXXXX  
Dt.: 22-07-2024 14:03:05  
- Silpa Sathi SWP, Govt. of WB

2:03 pm

Application status notified through SMS.

Application status notified through email.

The screenshot shows an email notification from silpasathi.wb.gov.in. The subject is 'Common Application Submitted - silpasathi.wb.gov.in'. The body text reads: 'Application submitted. Please check your status at regular intervals for taking necessary action as guided by the system. Keep this number for future reference. CAF No.: CAF2022000481 Dt.: 22-09-2022 11:07:11 Silpa Sathi SWP, Govt. of WB'. A note at the bottom states: 'NOTE- YOU ARE RECEIVING THIS EMAIL BECAUSE YOU ARE A USER OF silpasathi.wb.gov.in GOVT. OF WEST BENGAL. PLEASE DO NOT REPLY TO THIS MAIL. THIS IS AN AUTO GENERATED MAIL AND REPLIES TO THIS EMAIL ID ARE NOT ATTENDED TO.'

# User Manual

## Registration under Profession Tax

Provided as a service through 'SilpaSathi' the Online Single Window portal of State (WB)

### 3. Online Payment of fees

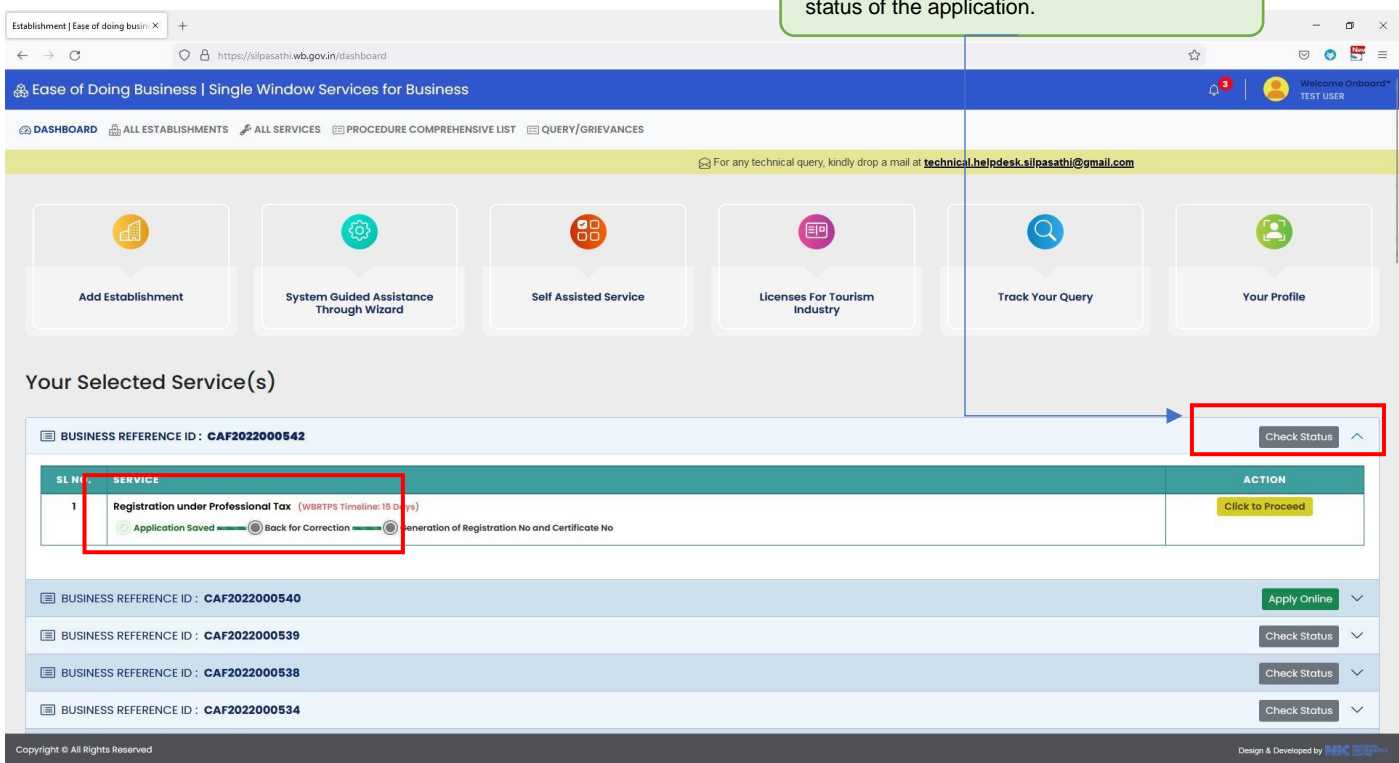
The applicant doesn't have to pay any fees in the application process.

### 3. Track Status of Application

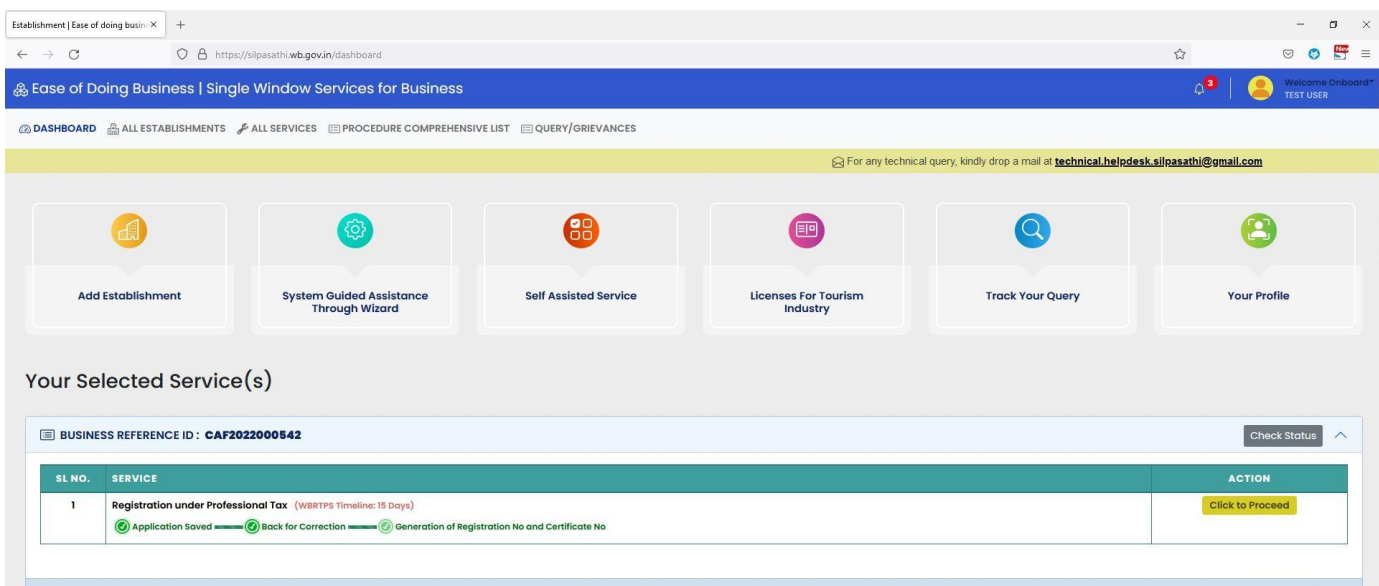
The applicant has to click on 'Check Status' to view the latest status of the application.

#### Applicant's Dashboard

Click on 'Check Status' to check the latest status of the application.



The application can be sent for correction to the applicant if required.



**Note: Latest status can be seen any time through Applicant's Dashboard**

# User Manual

## Registration under Profession Tax

Provided as a service through 'SilpaSathi' the Online Single Window portal of State (WB)

Current status appears in the Status Dashboard (Screenshot below).

Common Application Form Preview: X +

https://silpasathi.wb.gov.in/csf/submitted/SnRHYXNuYUdhWIA3aaTbmYOMXpDUT09/ZHQ3T0tWQ1ZY2kY5OWwks5y4eXRHUT09

Ease of Doing Business | Single Window Services for Business

WELCOME ONBOARD™ TEST USER

DASHBOARD ALL ESTABLISHMENTS ALL SERVICES PROCEDURE COMPREHENSIVE LIST QUERY/GRIEVANCES

For any technical query, kindly drop a mail at [technical.helpdesk.silpasathi@gmail.com](mailto:technical.helpdesk.silpasathi@gmail.com)

### Current Status-CAF2022000542

NAME OF THE SERVICES	CURRENT STATUS	DATE
Registration under Professional Tax	Application Saved	Completed
	Back for Correction	Completed
	Generation of Registration No and Certificate No	Completed

Latest status updated.

Copyright © All Rights Reserved

Design & Developed by

## 4: Online Download of final approval certificate

The applicant has to '**Download License**' to view further.

### Applicant's Dashboard

Establishment | Ease of doing bu. X +

silpasathi.wb.gov.in/dashboard

Ease of Doing Business | Single Window Services for Business

WELCOME ONBOARD™ TEST USER

BUSINESS REFERENCE ID: CAF2022000542

Check Status

SL NO.	SERVICE	ACTION
1	Registration under Professional Tax (WBRTPS Timeline: 15 Days) Application Saved — Back for Correction — Generation of Registration No and Certificate No	View / Download Registration Certificate


**Note: Latest status can be seen any time through Applicant's Dashboard**

The applicant shall now be able to download the final certificate after final approval of application. The applicant has to click on '**PDF**' icon to download the Final Approval Certificate issued.

# User Manual

## Registration under Profession Tax

Provided as a service through 'SilpaSathi' the Online Single Window portal of State (WB)

PARAMETERS	INPUTS
<b>Registration No and Registration Certificate</b>	
Registration No	20220138321
Registration Certificate	
<b>Name of the Applicant</b>	
First Name	first
Middle Name	middle
Last Name	last
<b>Fathers / Husband Name</b>	
First Name	first
Middle Name	middle
Last Name	last
Gender	Male
Class of Employer	INDIVIDUAL including Proprietary Concern
Status of Applicant	EMPLOYER/PROPRIETOR
Trade Name	test business name
<b>Address of Principal place of work</b>	
District	HOOGHLY

The certificate as downloaded has been illustrated in the screenshot below:

The Final Certificate gets downloaded (Screenshot)

The West Bengal State Tax on Professions, Trades, Callings and Employments Rules, 1979.  
Form IA  
**Certificate of Registration**  
[See rule 3 / 6A]

No. 191009298814 Date 26/09/2022

This is to certify that the Individual/HUF/Firm/Club/Association/Society/Corporation or other Corporate Body/Company/Others known as \_\_\_\_\_ and located at \_\_\_\_\_ room flat no. premises no and street, city town village, 712222 has been registered as an employer under the West Bengal State Tax on Professions, Trades, Callings and Employments Act, 1979 (West Ben. Act VI of 1979) Return in the prescribed form shall be furnished by the employer in respect of each period separately on or before the last day of the month following such period. The tax calculated according to the rates prescribed in the Schedule to the West Bengal State Tax on Professions, Trades, Callings and Employments Act, 1979 shall be payable in accordance with rule 12 of the West Bengal State Tax on Professions, Trades, Callings and Employments Rules, 1979 before submission of such return.

This Registration Certificate is valid with effect from 01/09/2022

Prescribed Authority  
Name of the office: WB SOUTH UNIT-II, SRIRAMPUR

Disclaimer - As this computer generated document reflects such information as provided by the applicant, it may not be accepted to be an evidence as proof of approval or document of the nature in any suit, prosecution or other legal proceeding(s) in any court of law or before any authority.

This is a computer generated certificate. No signature is required.

26/09/2022 02:01:17  
[https://egov.wbcomtax.gov.in/PT\\_Enrollment/](https://egov.wbcomtax.gov.in/PT_Enrollment/)

# User Manual

## Registration under Profession Tax

Provided as a service through 'SilpaSathi' the Online Single Window portal of State (WB)

One Approval certificate document has been illustrated below:

The West Bengal State Tax on Professions, Trades, Callings and Employments Rules, 1979.  
**Form IA**  
**Certificate of Registration**  
[See rule 3 / 6A]

No. 191009298814 Date 26/09/2022

This is to certify that the Individual/HUF/Firm/Club/Association/Society/Corporation  
or other Corporate Body/Company/Others known as  
test business name and located  
at room flat no, permises no and street, city town village, 712222

has been registered as an employer under the West Bengal State Tax on Professions,  
Trades, Callings and Employments Act, 1979 (West Ben. Act VI of 1979) Return in the  
prescribed form shall be furnished by the employer in respect of each period separately  
on or before the last day of the month following such period. The tax calculated according  
to the rates prescribed in the Schedule to the West Bengal State Tax on Professions,  
Trades, Callings and Employments Act, 1979 shall be payable in accordance with rule  
12 of the West Bengal State Tax on Professions, Trades, Callings and Employments  
Rules, 1979 before submission of such return.

This Registration Certificate is valid with effect from 01/09/2022

Prescribed Authority  
Name of the office: WB SOUTH UNIT-II, SRIRAMPUR

Disclaimer : As this computer generated document reflects such information as provided by the applicant, it may not  
be accepted to be an evidence as proof of approval or document of like nature in any suit, prosecution or other legal  
proceeding(s) in any court of law or before any authority.

This is a computer generated certificate. No signature is required.

[https://egov.wbcomtax.gov.in/PT\\_Enrollment/](https://egov.wbcomtax.gov.in/PT_Enrollment/) 26/09/2022 02:01:17

# User Manual

## Registration under Profession Tax

Provided as a service through 'SilpaSathi' the Online Single Window portal of State (WB)

### 5: Third Party verification details

Third party verification is a process by which any independent user / third party verifies an individual's license and registration details online check authenticity of the Certificate, without

#### Third part verification process

The applicant or any user has to log in to [www.silpasathi.wb.gov.in](http://www.silpasathi.wb.gov.in).

A user (any third party) needs to click on '*Third party Verification*' section in the homepage and enter registration number / license number and then click on 'Search' link, for Verification of Certificate.

(Screenshots below):

#### SilpaSathi Homepage

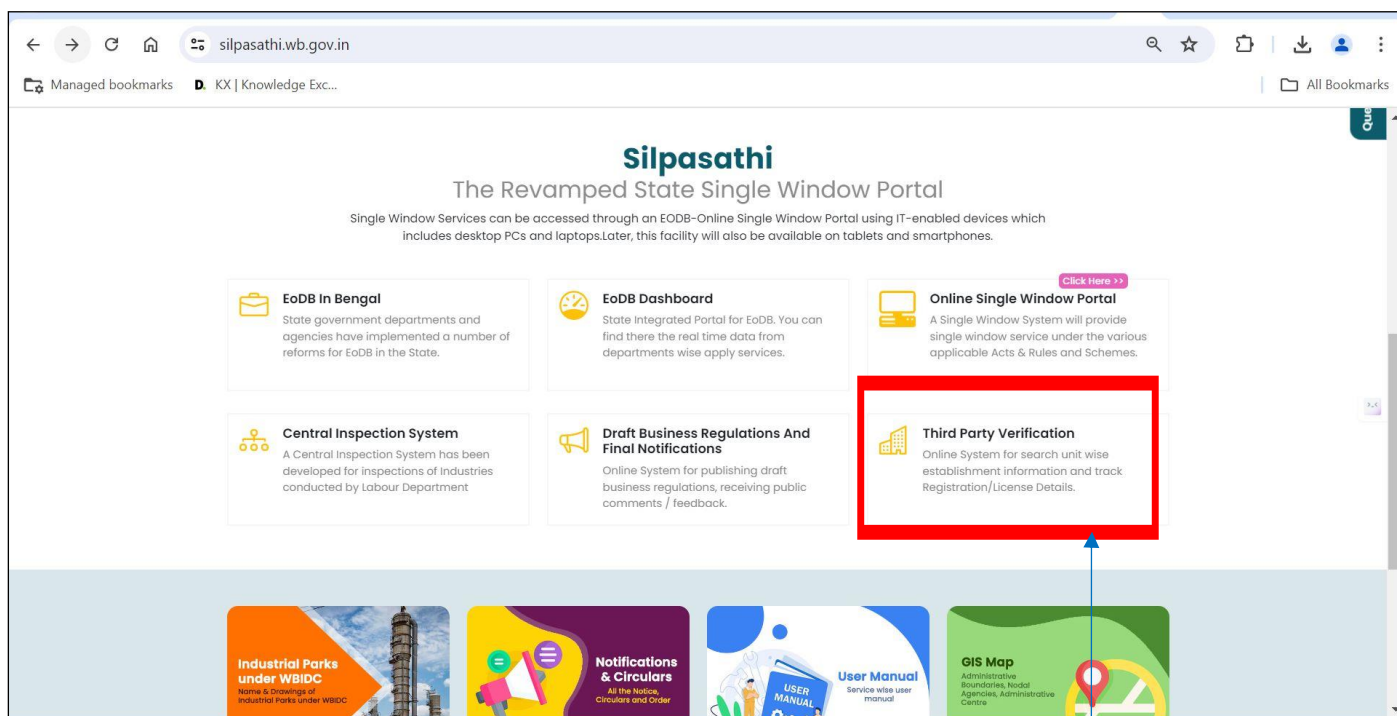
The screenshot shows the SilpaSathi homepage in a web browser. The address bar contains the URL [silpasathi.wb.gov.in](http://silpasathi.wb.gov.in), which is highlighted with a red box. A green callout box with the text "Type the homepage Url" has an arrow pointing to this box. The homepage features a navigation menu with links like HOME, ABOUT, KNOW YOUR COMPLIANCES, ACTS & RULES, E-SERVICES, INCENTIVES/ SUBSIDIES/ SCHEMES, GIS MAP, NSW, SECTOR SPECIFIC LICENSES, and CONTACT US. A banner below the menu displays the West Bengal State Emblem and the slogan "Come to Bengal, Ride the growth" by Mamata Banerjee, Hon'ble Chief Minister, West Bengal. At the bottom, there is a statistics section with the following data:

20	118	269585	714374	679446	13580482
TOTAL GOVERNMENT ENTITIES	TOTAL SERVICES	TOTAL REGISTERED USERS	SUBMITTED APPLICATIONS	APPROVED APPLICATIONS	SITE COUNTER

# User Manual

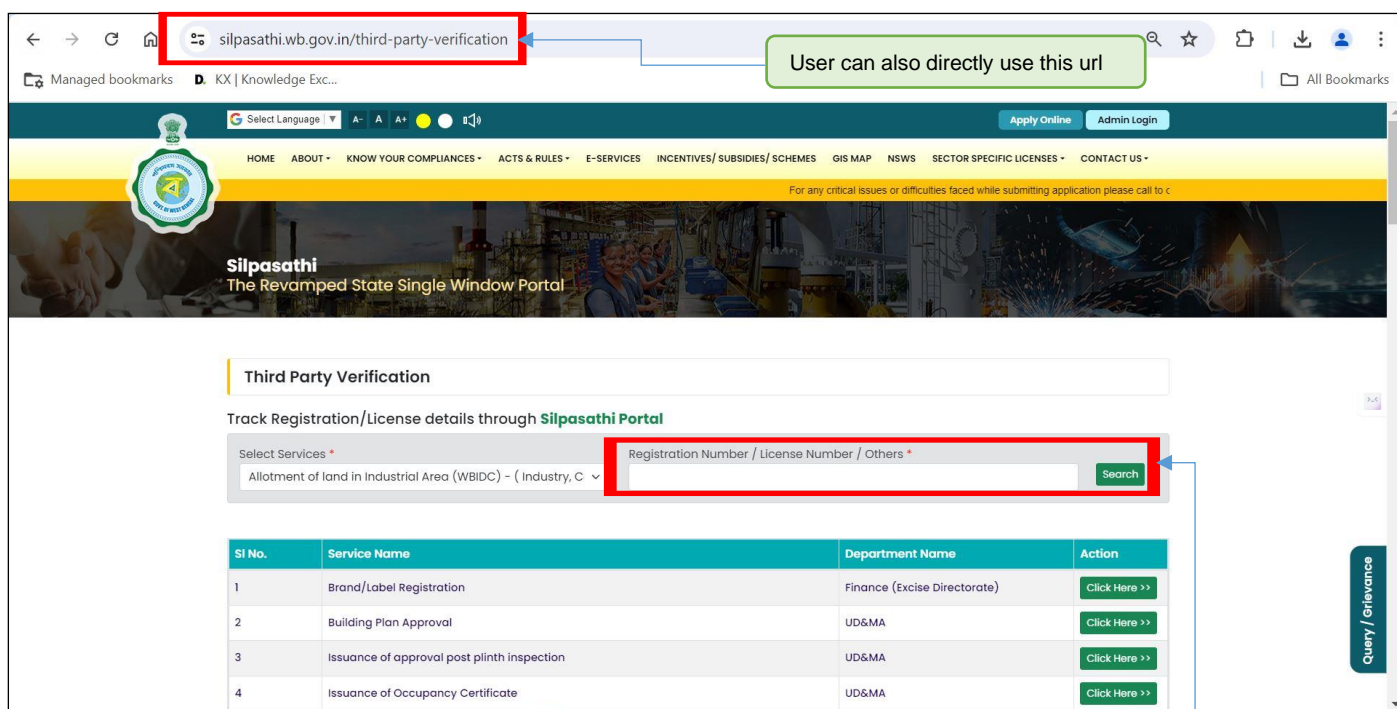
## Registration under Profession Tax

Provided as a service through 'SilpaSathi' the Online Single Window portal of State (WB)



Select 'Third Party Verification'

Applicant selects the service and then enter the Certificate/ Approval number in the text box beside it and clicks on 'Search' to view details of certificate.



Enter Registration number/ License number to view details.

# User Manual

## Registration under Profession Tax

Provided as a service through 'SilpaSathi' the Online Single Window portal of State (WB)

**Track Registration/License Details**

Select Services \*      Registration Number / License Number / Others \*

Registration under Professional Tax - (Dte. Of Commercia      191009298814      Search

Parameter	Output
No Details Found	

Copyright © All Rights Reserved      Site Map | Privacy Policy | Disclaimer | Related Links

License details can be viewed after entering correct license number and clicking on Search.

The third party can view the details as illustrated below:

**Track Registration/License Details**

Select Services \*      Registration Number / License Number / Others \*

Registration under Professional Tax - (Dte. Of Commercia      191009298814      Search

Parameter	Output
Registration Number	20220136321
Name of the Business	test business name
Location of the Business	District : HOOGHLY Sub Division : KHARAGPUR Police Station : BISHNUPUR Room / Flat No : room flat no Premises No. and Street : permises no and street City / Town / Village : city town village