



West Bengal Pollution Control Board :

*Consent to Operate under the
Air (Prevention and Control of
Pollution) Act, 1981) & Water
Act (Prevention and Control
of Pollution) Act, 1974*

*Provided as a service
through 'SilpaSathi', the
Online Single Window portal
of the State (West Bengal)*

User Manual

User Manual

Consent to Operate under the Air (Prevention and Control of Pollution) Act, 1981 & Water Act (Prevention and Control of Pollution) Act, 1974

Provided as a service through 'SilpaSathi' the Online Single Window portal of State (WB)

Table of Contents

Introduction	3
About the Service.....	3
Comprehensive Checklist of Documents to be submitted online	3
Timeline (WBRTPS).....	4
Instructions related to the application form	4
Application Process through SilpaSathi	6
1. Online Application submission along with online submission of documents	6
2. Track Status of Application.....	15
3. Online Payment of fees	23
4: Online Download of final approval certificate.....	28
5: Third Party verification details	33

User Manual

Consent to Operate under the Air (Prevention and Control of Pollution) Act, 1981 & Water Act (Prevention and Control of Pollution) Act, 1974

Provided as a service through 'SilpaSathi' the Online Single Window portal of State (WB)

Introduction

This document is intended to serve as a User Manual for grant of the service “**Consent to Operate under the Air (Prevention and Control of Pollution) Act, 1981) & Water Act (Prevention and Control of Pollution) Act, 1974**” by **West Bengal Pollution Control Board** through Single window of the State, 'SilpaSathi'. The service is integrated with the Single Window (SilpaSathi) and can be accessed through the SilpaSathi portal. This document has been designed as a user-friendly guide to assist applicants in filling their application forms. It will help them to familiarise with the entire procedure in a seamless manner for successful submission of application and download final Approval certificate from the SilpaSathi portal without the requirement of physical visit to the Department(s).

Salient Features of Silpasathi Portal:

- The Single Window Portal of the State of West Bengal (SilpaSathi) allows seamless integration with portals of different government departments thereby providing single login credential for various applications, eliminating the need to provide common information multiple times in different forms of various Departments, and ensuring all clearances are available from a single portal.
- It serves as a digital gateway for providing the necessary statutory compliances under the applicable Acts, Rules, Policies and Schemes of the Govt of West Bengal from a single portal.
- Business Entrepreneurs can get certificates and licences required for setting up and operating business in the State in a smooth and time-bound manner, smooth and time-bound manner, without the need to visit any government department or office.

About the Service

Consent to Operate under the Air (Prevention and Control of Pollution) Act, 1981) & Water Act (Prevention and Control of Pollution) Act, 1974 is required allowing a business to operate after obtaining approval for the Consent to Establish (CTE). It involves the sanction of the authority of the Board for the discharge of the effluent (sewage or trade effluent into a stream or well or sewer or on land) or emission of air pollutant into the atmosphere. The online system has the following features without the requirement of physical visit to the Department: 1) Submission of Application 2) Online Payment of fees 3) Track Status of Application 4) Online Download of final approval certificate 5) Third Party Verification.

Comprehensive Checklist of Documents to be submitted online

The applicant is required to submit the following documents (only two documents) in order to apply for the service:

#	Documents Required	Detailed Description
1.	Copy of Environmental Clearance (EC) for attracting projects	Environmental Clearance (EC) is a legal permission that is required for projects and industries that may harm the environment and society

User Manual

Consent to Operate under the Air (Prevention and Control of Pollution) Act, 1981 & Water Act (Prevention and Control of Pollution) Act, 1974

Provided as a service through 'SilpaSathi' the Online Single Window portal of State (WB)

#	Documents Required	Detailed Description
2.	Any land related document (rent agreement, rent receipt, land deed, porcha, lease document as applicable)	These are essential documents that establish and record owners' rights, boundaries, and obligations regarding a specific piece of land
3.	Gross Capital Investment Certificate (Self Certified Undertaking)	A Gross Capital Investment Certificate is a financial document that guarantees a certain level of investment in a project or company.
4.	Self-Certified Site Plan / Layout with Road map / Route Map	A Self-Certified Site Plan, also known as a Self-Certified Layout Plan, is a comprehensive diagram or map that depicts the layout of a particular site or property.
5.	Detailed Project Report with details of Emission, Effluent, Solid Waste Management Plan, raw materials, finished products, manufacturing process including list of machineries	A detailed project report is a comprehensive document that outlines the progress, achievements, and challenges of a project
6.	Copy of CTE certificate along with compliance status	Consent to Establish
7.	Compliance status of EC (for EC attracting unit)	The compliance status of an Environmental Clearance (EC) is the status of how well the project is adhering to the environmental conditions and safeguards set out in the EC

Timeline (WBRTPS)

Consent to Operate under the Air (Prevention and Control of Pollution) Act, 1981 & Water Act (Prevention and Control of Pollution) Act, 1974 is provided within a) 15 working days (for Green Category industries), b) 30 working days (for orange category industries), and c) 60 working days (for Red Category Industries) from the date of submission of application.

Instructions related to the application form

Sl. No.	Field Name	Instructions
1.	Select Establishment	From the dropdown list select the establishment type
2.	Name of Industry	Enter name of the industry
3.	Occupier Email	Mention email id details of the industry owner
4.	Service ID	Enter correct service ID

User Manual

Consent to Operate under the Air (Prevention and Control of Pollution) Act, 1981 & Water Act (Prevention and Control of Pollution) Act, 1974

Provided as a service through 'SilpaSathi' the Online Single Window portal of State (WB)

Sl. No.	Field Name	Instructions
5.	Occupier Mobile	Add mobile number of the industry owner/occupier
6.	Industry Pin Code	Enter address pin code of the industry location
7.	Industry Telephone No	Enter telephone details of the industry
8.	Industry District	Enter district of the industry location
9.	Industry Address	Enter address details of the industry
10.	First Name	Enter Applicant's first name
11.	Last Name	Enter Applicant's last name
12.	Industry Email	Mention email id details of the industry

User Manual

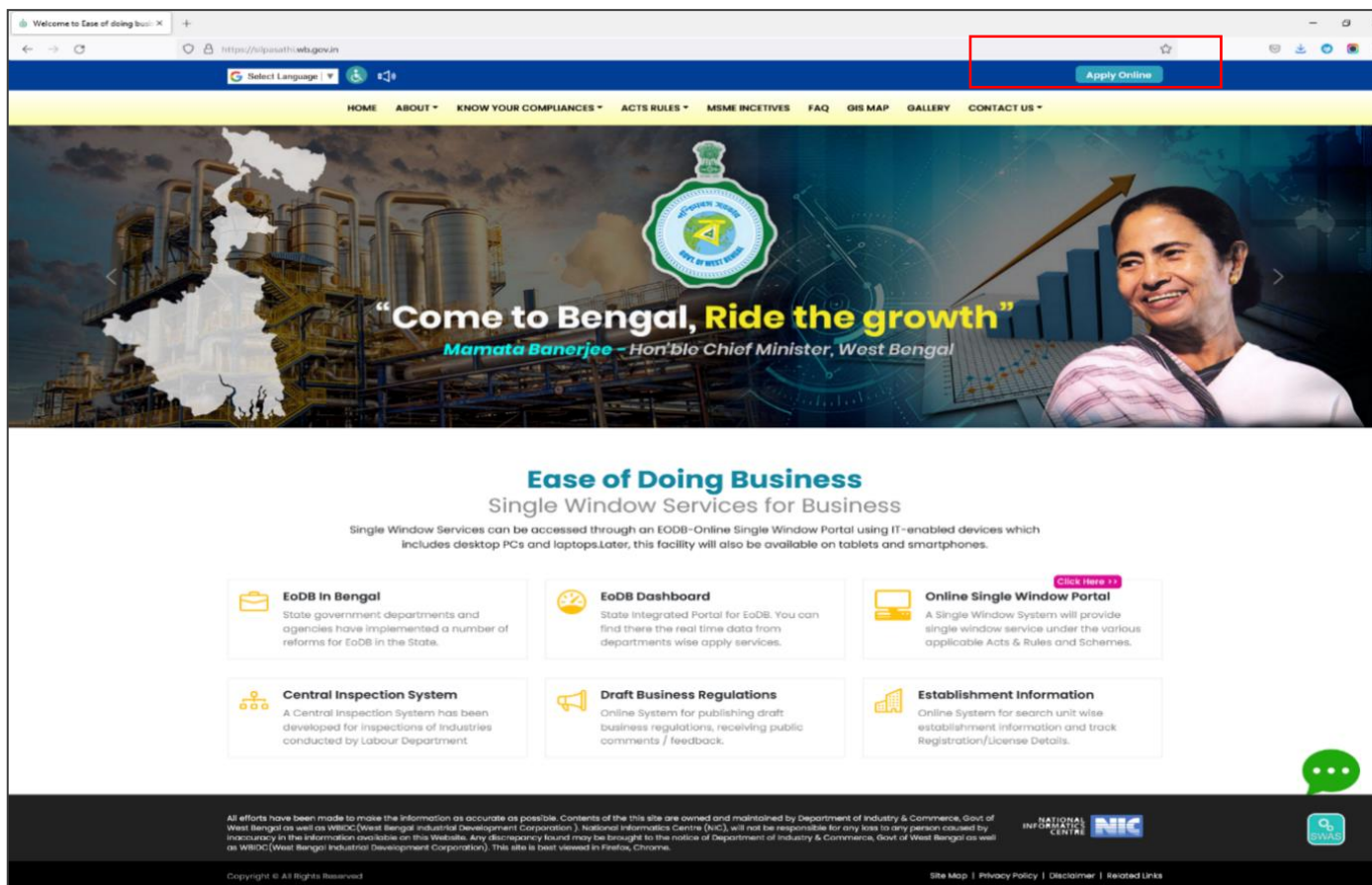
Consent to Operate under the Air (Prevention and Control of Pollution) Act, 1981 & Water Act (Prevention and Control of Pollution) Act, 1974

Provided as a service through 'SilpaSathi' the Online Single Window portal of State (WB)

Application Process through SilpaSathi

1. Online Application submission along with online submission of documents

In order to complete the user registration, the applicant has log on to www.silpasathi.wb.gov.in and click on 'Apply online' button.




Applicant Log-in: The applicant needs to **select the required category** as illustrated in the screenshot below and proceed for registration.

User Manual

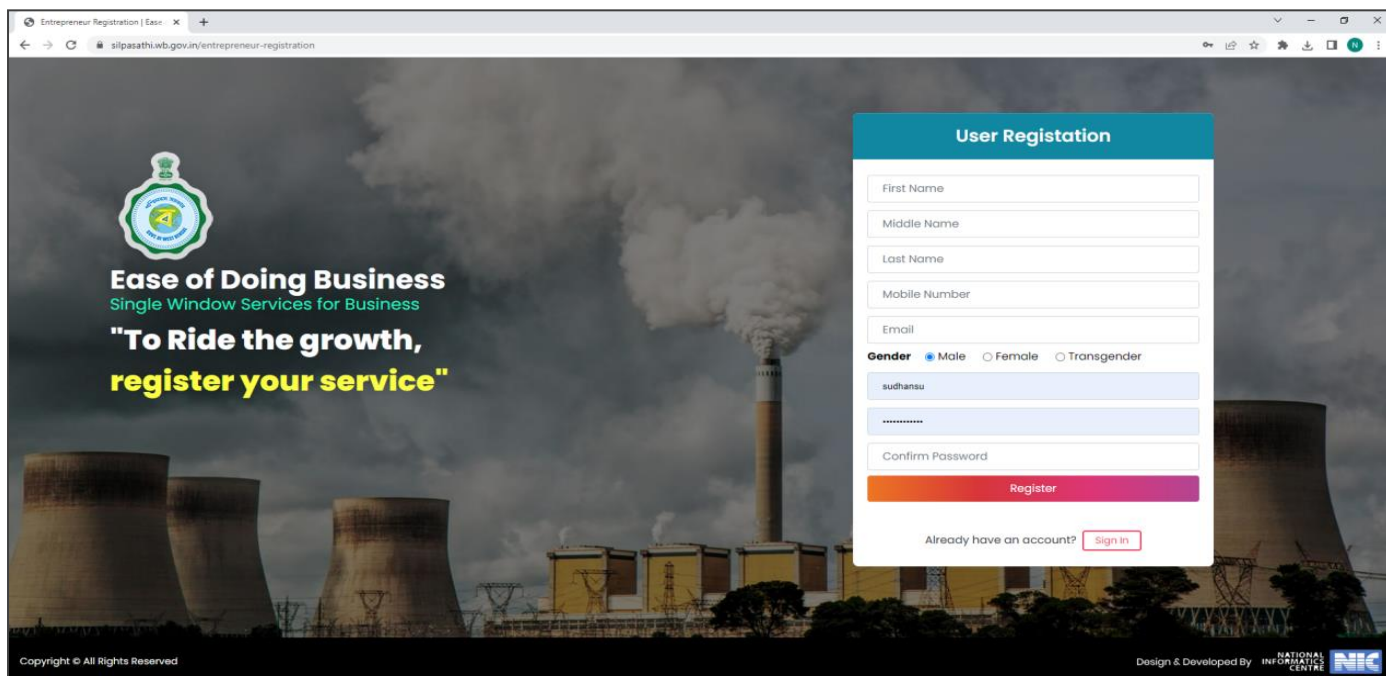
Consent to Operate under the Air (Prevention and Control of Pollution) Act, 1981 & Water Act (Prevention and Control of Pollution) Act, 1974

Provided as a service through 'SilpaSathi' the Online Single Window portal of State (WB)



A sign-up window appears on the screen. The user has to select 'Create New' if he is a new user. An already registered user in SilpaSathi portal can fill in the username and password and login to the SilpaSathi portal.

The 'User Registration' window will appear with the relevant fields that the applicant needs to fill accurately and click on 'Register' as shown by the below screenshot. In case the applicant already has an account, click on the 'Sign In' button and login using valid User ID, password and Captcha.

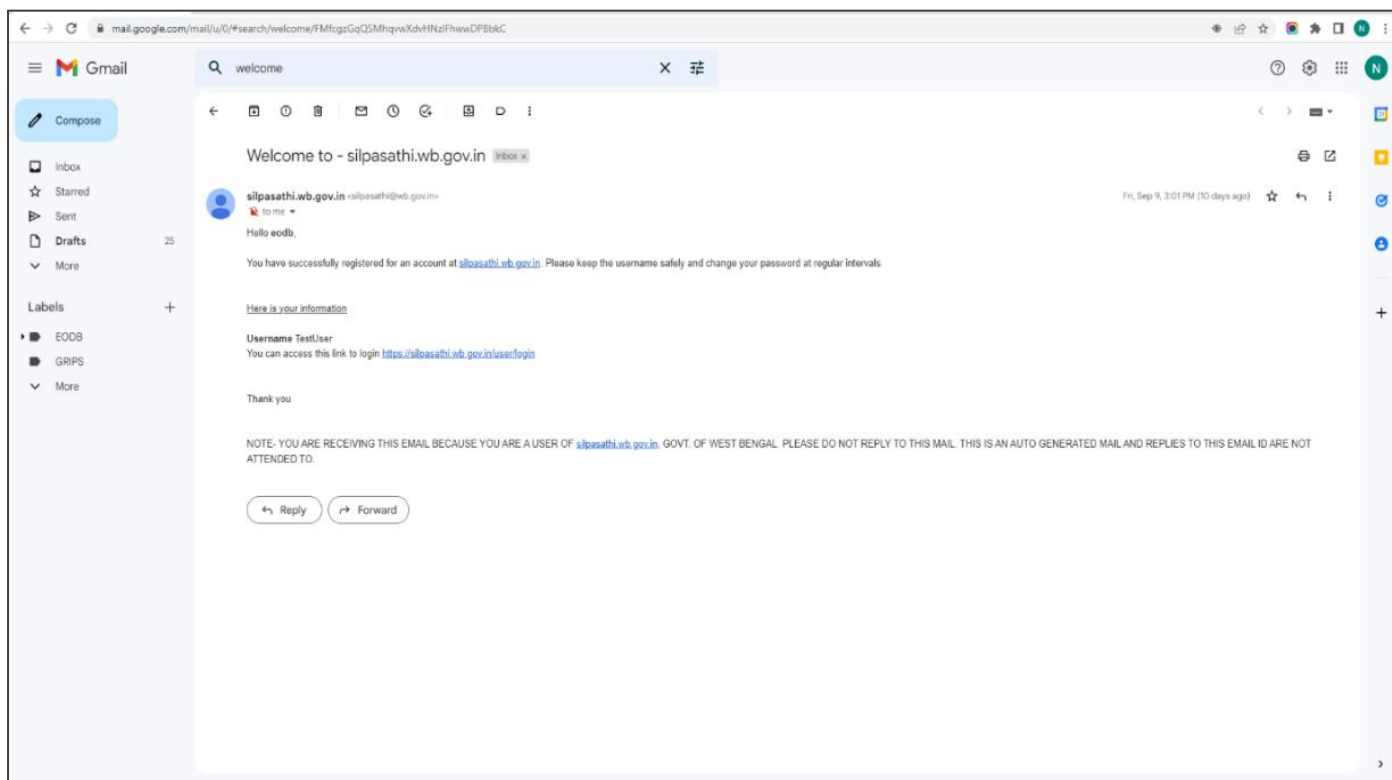


Applicants will receive email confirmation after registering into the single window portal. Please refer to the screenshot below:

User Manual

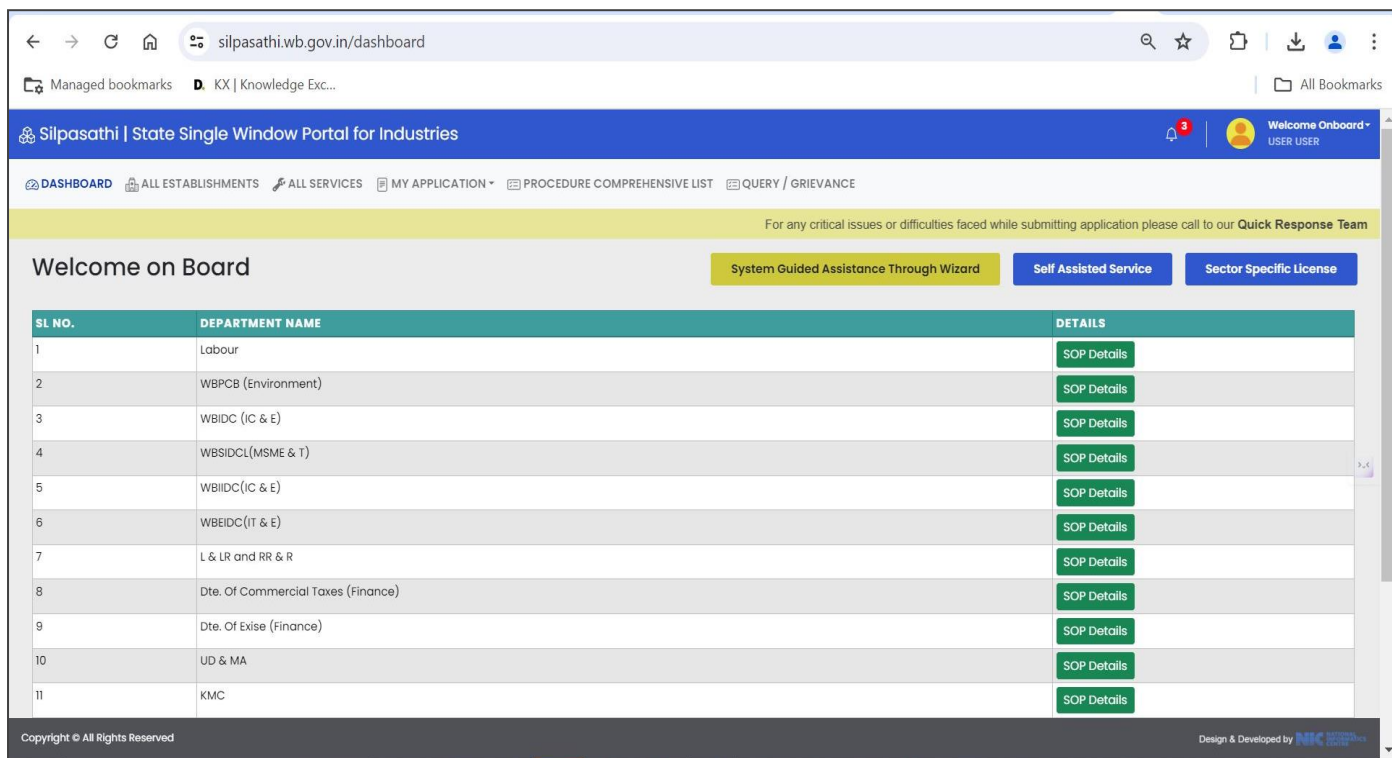
Consent to Operate under the Air (Prevention and Control of Pollution) Act, 1981 & Water Act (Prevention and Control of Pollution) Act, 1974

Provided as a service through 'SilpaSathi' the Online Single Window portal of State (WB)



Online Application submission

Applicants will now be directed to the user dashboard for completing the further procedures. The following screenshots below illustrate the same.

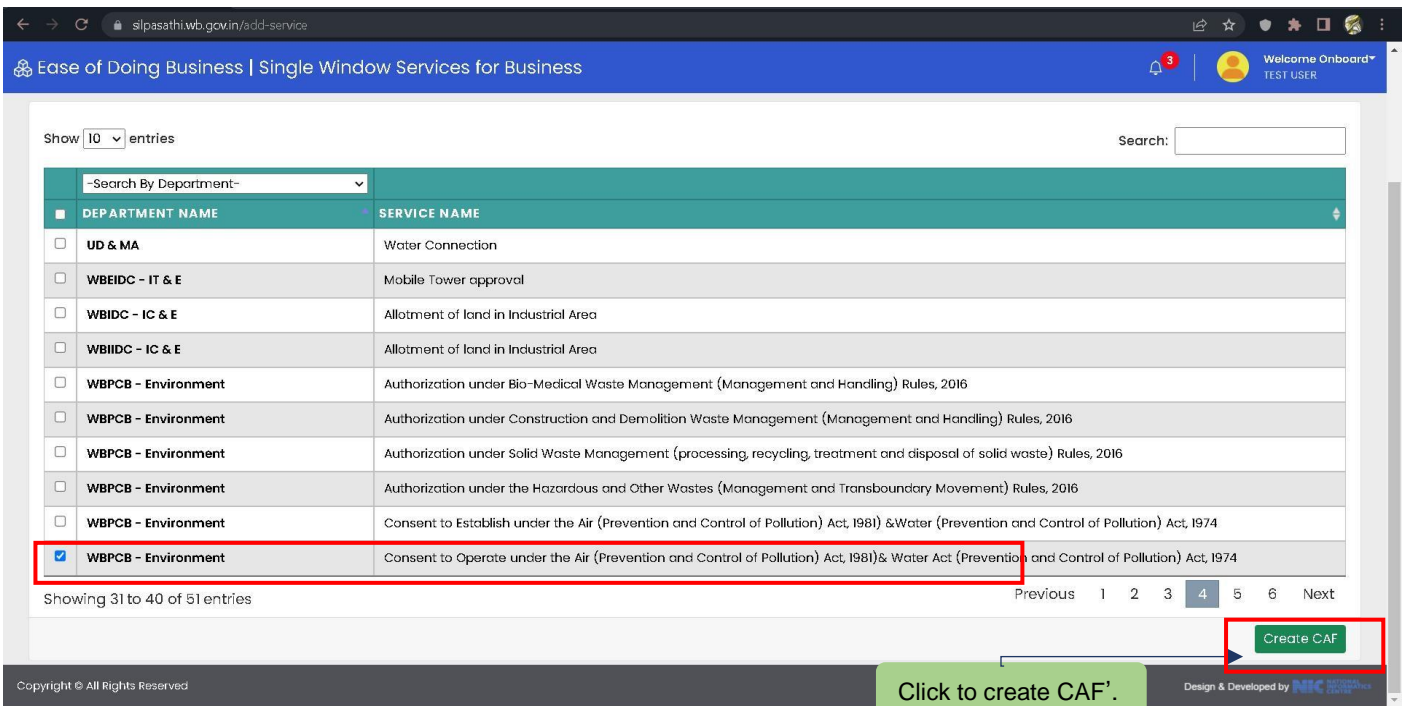
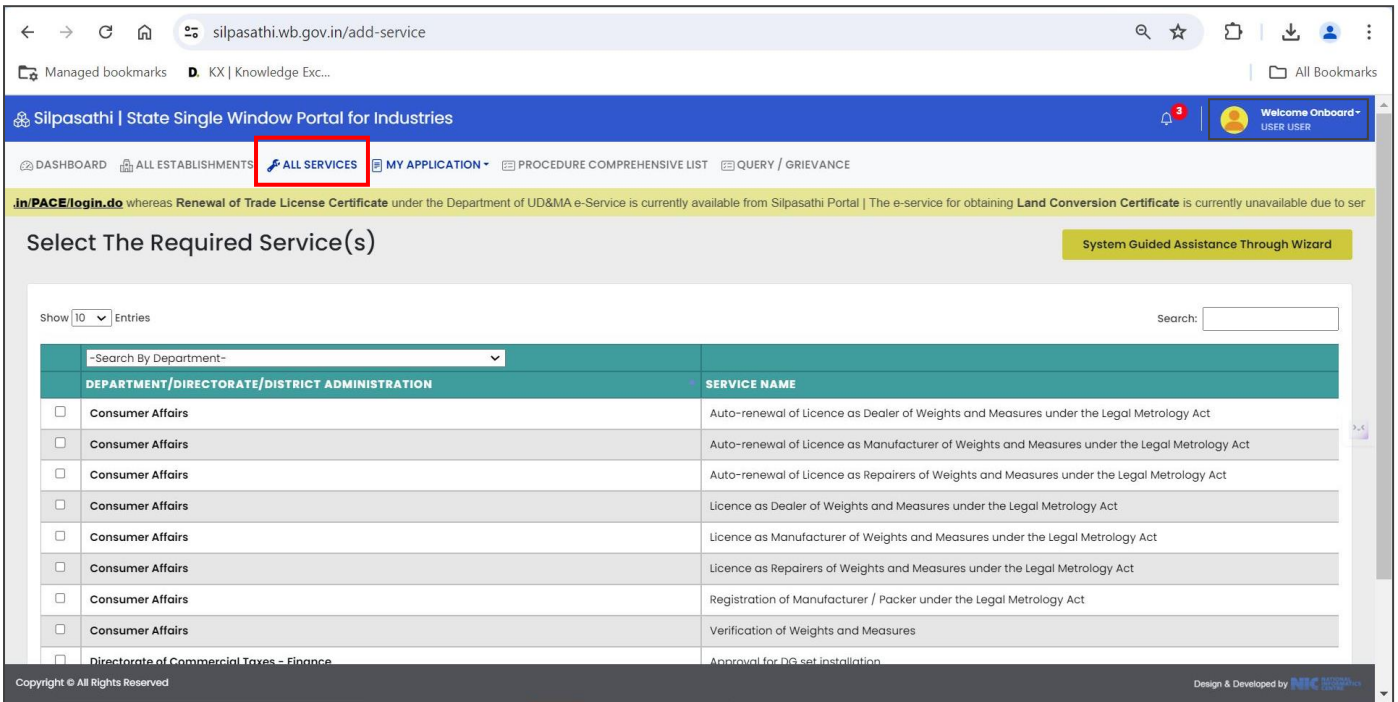


User Manual

Consent to Operate under the Air (Prevention and Control of Pollution) Act, 1981 & Water Act (Prevention and Control of Pollution) Act, 1974

Provided as a service through 'SilpaSathi' the Online Single Window portal of State (WB)

The applicant has to click on '**ALL SERVICES**' to view the list of all services mapped with their corresponding departments.



Once done, a list of services will appear. Applicants need to click on **the checkbox** adjacent to the service named '**Consent to Operate under the Air (Prevention and Control of Pollution) Act, 1981 & Water Act (Prevention and Control of Pollution) Act, 1974.**

User Manual

Consent to Operate under the Air (Prevention and Control of Pollution) Act, 1981 & Water Act (Prevention and Control of Pollution) Act, 1974

Provided as a service through 'SilpaSathi' the Online Single Window portal of State (WB)

After selecting the service '**Consent to Operate under the Air (Prevention and Control of Pollution) Act, 1981 & Water Act (Prevention and Control of Pollution) Act, 1974**' from West Bengal Pollution Control Board, the applicant has to click on '**Create CAF**'. Applicant's CAF ID will be created. The unique CAF ID is referred to as the common application form.

Applicant's Dashboard

CAF ID generated.

Click on 'Apply Online' to proceed with the application.

Ease of Doing Business | Single Window Services for Business

ADD ESTABLISHMENT | SYSTEM GUIDED ASSISTANCE THROUGH WIZARD | SELF ASSISTED SERVICE | LICENSES FOR TOURISM INDUSTRY | QUERY SUBMISSION / TRACKING | YOUR PROFILE

Your Selected Service(s)

BUSINESS REFERENCE ID : CAF2022000483

Apply Online

SL NO.	SERVICE	ACTION
1	Consent to Operate under the Air (Prevention and Control of Pollution) Act, 1981 & Water Act (Prevention and Control of Pollution) Act, 1974 (WBRTPS Timeline: Green-15, Orange-30, Red-60) ● Basic Details Saved. ● Application Submitted / Forwarded to Inspector ● Inprogress ● Clarification Raised and Clarification Closed by the Industry / Inspection Raised and Inspection Closed ● Application Returned ● Approved / Completed	

Copyright © All Rights Reserved | Design & Developed by NIC

After clicking on '**Apply Online**' option, the applicant shall be redirected to the main application form. The applicant will have to fill in the required details and review the application form (screenshot below):

User Manual

Consent to Operate under the Air (Prevention and Control of Pollution) Act, 1981 & Water Act (Prevention and Control of Pollution) Act, 1974

Provided as a service through 'SilpaSathi' the Online Single Window portal of State (WB)

Application Form

The screenshot shows a web browser window with the URL silpasathi.wb.gov.in/caf/application15/ZG9Wd1RVlBOMG14VHdcVWRPZGFTdz09/RkFwSUunc3ZXRhHaURLbmlM5MFE5dz09. The page title is "Ease of Doing Business | Single Window Services for Business". The user is logged in as "TEST USER". The main heading is "Common Application Form - CAF2022000483". Below this is a progress bar showing "Process Start" and "10%". The form title is "Consent to Operate under the Air (Prevention and Control of Pollution) Act, 1981 & Water Act (Prevention and Control of Pollution) Act, 1974". The form is titled "Application Details" and contains the following fields:

Select Establishment *	Name of Industry *	Occupier Email *
Sample establishment name	Sample establishment name	Test6@Gmail.Com
Service Id *	Occupier Mobile *	Industry Pin Code *
102	9876543210	700009
Industry Telephone No *	Industry District *	Industry Address *
9876543210	Kolkata	Sample Address
First Name *	Last Name *	Industry Email *
Sample first name	Sample last name	Test8@Gmail.Com

At the bottom left is a "<< Back" button, and at the bottom right is a "Save & Continue >>" button, which is highlighted with a red box.

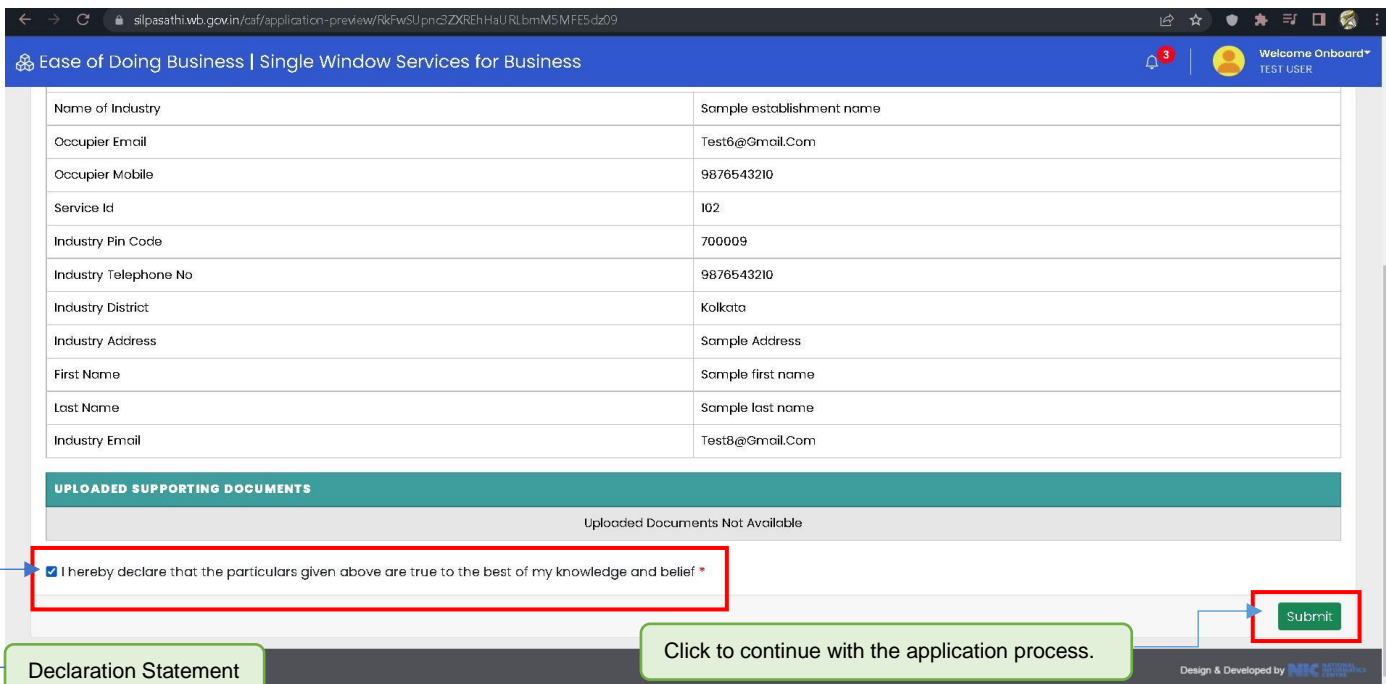
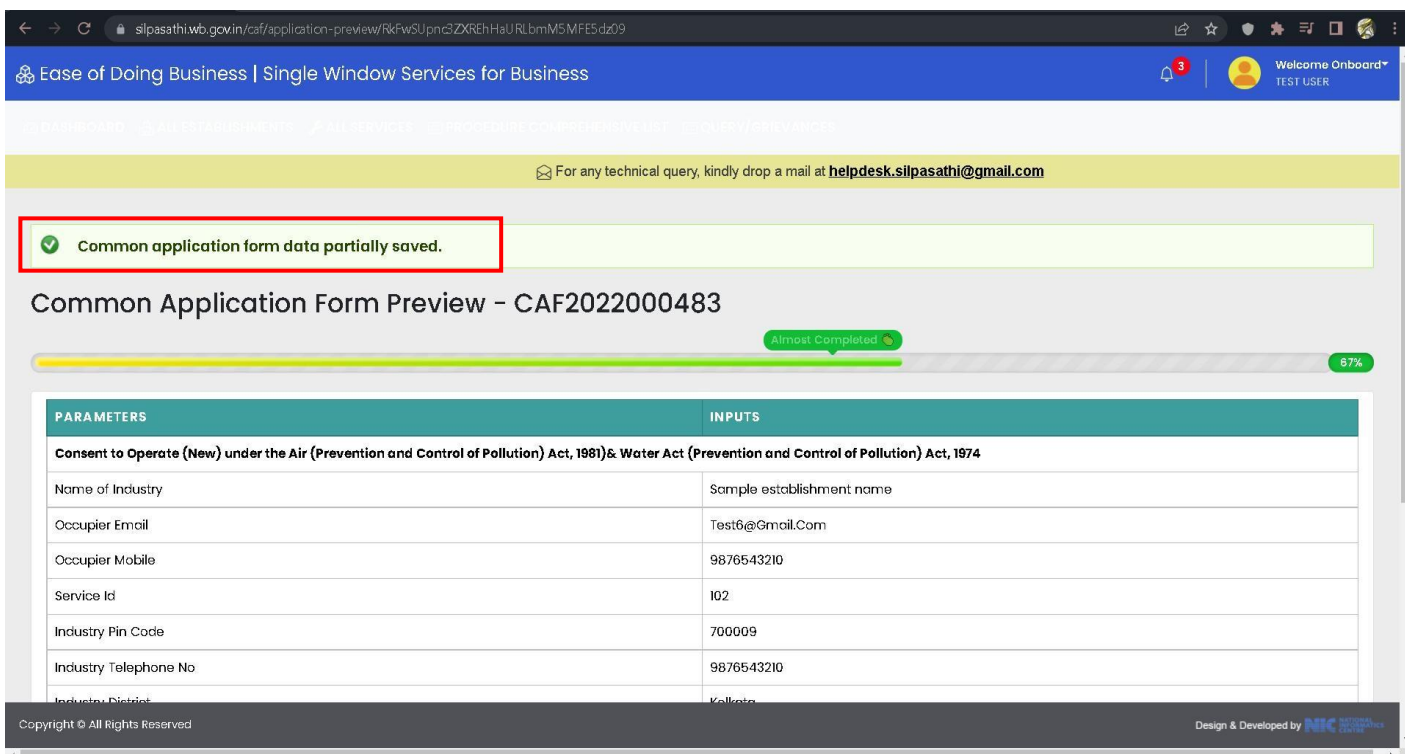
This screenshot is identical to the one above, showing the same application form with the "Save & Continue >>" button highlighted with a red box.

The applicant shall review the filled in application form and proceed for final submission of application. Once reviewed, the applicant shall also be required to click on the Declaration checkbox on the bottom left of the application page before proceeding to 'Submit' button, as illustrated in the screenshots below.

User Manual

Consent to Operate under the Air (Prevention and Control of Pollution) Act, 1981 & Water Act (Prevention and Control of Pollution) Act, 1974

Provided as a service through 'SilpaSathi' the Online Single Window portal of State (WB)



Upon completion of the application process the applicant clicks on the **'Submit'** button for final submission of the application. Please refer to the screenshots below for detailed illustrations.

On clicking on 'Submit' link, the following webpage appears post submission of application with updated Status.

User Manual

Consent to Operate under the Air (Prevention and Control of Pollution) Act, 1981 & Water Act (Prevention and Control of Pollution) Act, 1974

Provided as a service through 'SilpaSathi' the Online Single Window portal of State (WB)

The screenshot shows the SilpaSathi portal interface. At the top, there is a navigation bar with the text "Ease of Doing Business | Single Window Services for Business" and a user profile section that says "Welcome Onboard+ TEST USER". Below this is a yellow banner with the text "For any technical query, kindly drop a mail at helpdesk.silpasathi@gmail.com". The main content area is titled "Current Status-CAF2022000483". It contains a table with the following data:

NAME OF THE SERVICES	CURRENT STATUS	DATE
Consent to Operate under the Air (Prevention and Control of Pollution) Act, 1981 & Water Act (Prevention and Control of Pollution) Act, 1974	Basic Details Saved.	Completed
	Application Submitted / Forwarded to Inspector	Pending
	Inprogress	Pending
	Clarification Raised and Clarification Closed by the industry / Inspection Raised and Inspection Closed	Pending
	Application Returned	Pending
	Approved/ Completed	Pending

At the bottom of the page, there is a footer with "Copyright © All Rights Reserved" on the left and "Design & Developed by on the right."

The applicant /user shall be notified via SMS and email on his registered phone number and email id respectively. The applicant receives notifications at different stages of the application - application submission, application approval, etc.

User Manual

Consent to Operate under the Air (Prevention and Control of Pollution) Act, 1981 & Water Act (Prevention and Control of Pollution) Act, 1974

Provided as a service through 'SilpaSathi' the Online Single Window portal of State (WB)

The image shows two notification channels for application submission. The top part is an SMS from 'VM-WBGOVT' with the following text: 'Application submitted. Status can also be checked online at any time through the Applicant Dashboard by logging into the Silpasathi Portal. Please keep this CAF number saved for future reference.' Below this, a red box highlights the details: 'CAF No.: CAF2024XXXXXX', 'Dt.: 22-07-2024 14:03:05', and '- Silpa Sathi SWP, Govt. of WB'. A green callout box points to this SMS with the text 'Application status notified through SMS.' The bottom part is a screenshot of a Gmail inbox. A red box highlights the email subject: 'Common Application Submitted - silpasathi.wb.gov.in'. A green callout box points to this email with the text 'Application status notified through email.' The email body contains the same information as the SMS: 'Application submitted. Please check your status at regular intervals for taking necessary action as guided by the system. Keep this number for future reference. CAF No.: CAF2022000481 Dt.: 22-09-2022 11:07:11 Silpa Sathi SWP, Govt. of WB'. A note at the bottom of the email states: 'NOTE- YOU ARE RECEIVING THIS EMAIL BECAUSE YOU ARE A USER OF silpasathi.wb.gov.in GOVT. OF WEST BENGAL. PLEASE DO NOT REPLY TO THIS MAIL. THIS IS AN AUTO GENERATED MAIL AND REPLIES TO THIS EMAIL ID ARE NOT ATTENDED TO.'

User Manual

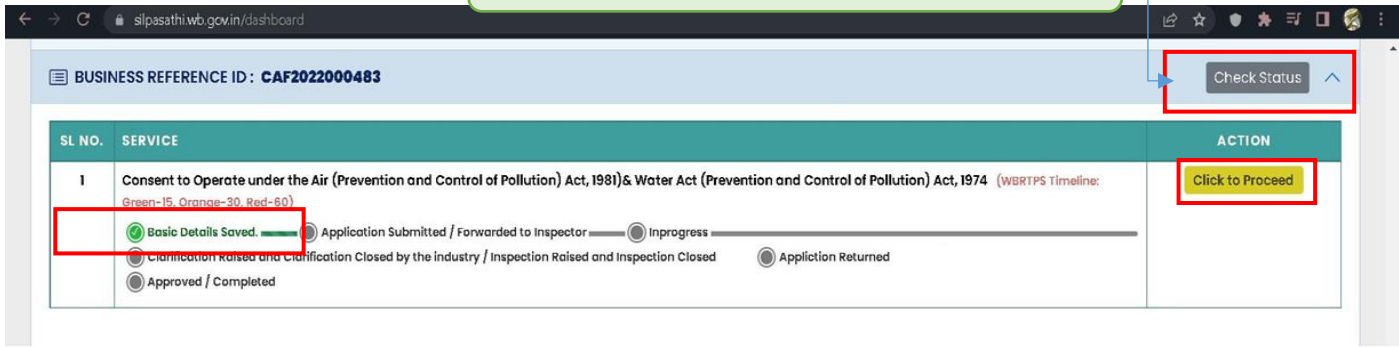
Consent to Operate under the Air (Prevention and Control of Pollution) Act, 1981 & Water Act (Prevention and Control of Pollution) Act, 1974

Provided as a service through 'SilpaSathi' the Online Single Window portal of State (WB)

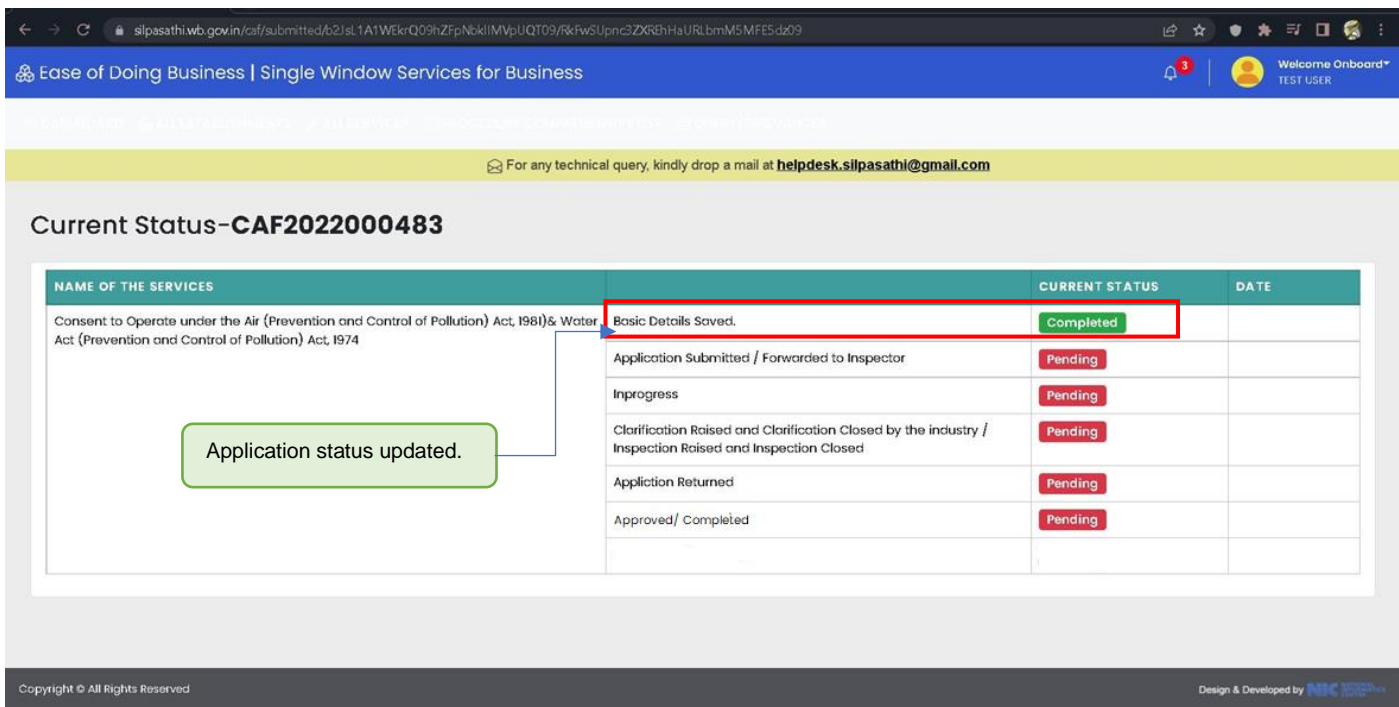
2. Track Status of Application

Applicant's Dashboard

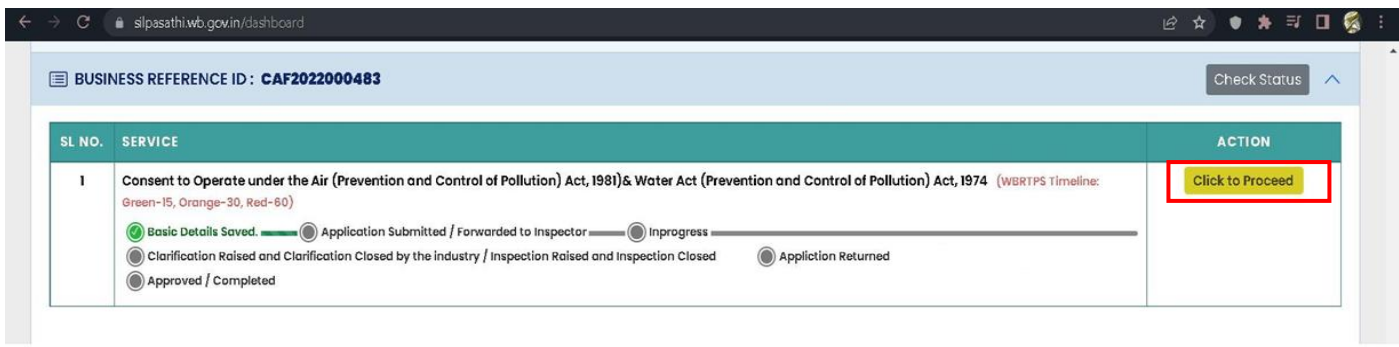
Click on 'Check status' to view the latest status of the application.



Status Dashboard



The applicant clicks on 'Click to Proceed' button to further processing of the application. The applicant can now view the Departmental Application page and proceed with the application.



Note: Latest status can be seen any time through Applicant's Dashboard

User Manual

Consent to Operate under the Air (Prevention and Control of Pollution) Act, 1981 & Water Act (Prevention and Control of Pollution) Act, 1974

Provided as a service through 'SilpaSathi' the Online Single Window portal of State (WB)

Process illustrated in the screenshots below:

The applicant can now view his submitted applications in the **West Bengal Pollution Control Board (WBPCB)** page.

Once reviewed, the application will be submitted successfully with a **unique application ID** along with the downloadable form, as mentioned in the preceding screenshots below:

Step 1: Enter details about Industry.

The screenshot shows the 'Industry Details' form in the 'Consent Management' section of the WBPCB portal. The form includes the following fields:

Industry	Occupier	Other	Product	W Emiss./Disch.	Air Emission	NOISE	HWM/SWM	Documents
Industry Details								
Full Name of Industry/Institute/Premises/Area/Land/Treatment Plant/Local body/Unit/firm*:	Sample establishment name							
Total cost of the Plant and Machinery *:	5000000.00 (in Rs)							
Total cost of the Project (as stated in the affidavit)	50000000.00 (in Rs)							
Total investment on control Air pollution								
Plot No./Dag No./Revenue Survey No./Chaite No./TC No. :	258							
Police Station*:	Amherst Street							
PO*:	Amherst Street							
Local Body*:	KMC							
Ward No.*:	16							
JL No.*:	123 Member Secretary							
Address*:	Sample industry address (address where industry is established)							
Pin:	700010 (pin of address locality)							

Step 2: Enter details about Occupier.

The screenshot shows the 'Occupiers Details' form in the 'Consent Management' section of the WBPCB portal. The form includes the following fields:

Industry	Occupier	Other	Product	W Emiss./Disch.	Air Emission	NOISE	HWM/SWM	Documents
Occupiers Details								
Applicant Name:	Test (name of occupant)							
Nationality of Applicant:	Indian							
Street/Road/Building Name * :	abc (address of occupant)							
Status Of Applicant:	Individual							
City /Town / Village * :	Kolkata (city where occupant live)							
Pin: *	700010 (pin of address locality)							
S.T.D. Code(Phone):	0 (std code of phone no)							
Phone No:	456123 (phone no upto 8 characters)							
Mobile No:*	9876543210 (mobile no upto 12 characters with country code)							
Email Address * :	test7@gmail.com (e.g. info@abc.com)							

Do You Want To Save The Application as: Completed Save Draft

Save

User Manual

Consent to Operate under the Air (Prevention and Control of Pollution) Act, 1981 & Water Act (Prevention and Control of Pollution) Act, 1974

Provided as a service through 'SilpaSathi' the Online Single Window portal of State (WB)

Step 3: Additional details

The screenshot shows a web browser window with the URL `wbocmmsnic.in/ndApplicationDetails/saveConsentForSingleWindow?radicbutton1=CTO&consent=both&appFor=new&serviceId=102&af_id_no=CAF2022000483#country10`. The page header includes a navigation menu with tabs: Industry, Occupier, Other, Product, W Emiss./Disch., Air Emission, NOISE, HWM/SWM, and Documents. The 'Other' tab is selected, displaying the 'Other Details' section. This section contains several input fields for the following information:

- Population residing in the Quarters / Colony, if applicable: 25
- Number of persons engaged by the factory: 30
- Workers/Labourer (including contract engagements): 15
- Management Staff: 10
- Others (Night watchman etc.): 5
- No. of working hour per day: 24
- No. of working day per year: 365
- Consent Validity Period: 22/09/2022
- Expenditure to be incurred for implementation of Environmental Management Plan (Capital Investment): 0 (in Rs)

Below the form, there is a radio button selection: "Do You Want To Save The Application as" with options "Completed" and "Save Draft". The "Save Draft" option is selected. A red box highlights the "Save" button.

Step 4: Enter details about product.

The screenshot shows the same web browser window, but with the 'Product' tab selected in the navigation menu. The 'Product Details And Expenditure' section is active, displaying a table with the following structure:

Product Details And Expenditure	Action
List of Production Details*	Add View Delete
Raw Material Details	Add View Delete

Below the table, there is a section titled '* Instructions:' with the following list of instructions:

- click "Add" link to add the product details
- click "View" link to view the product details
- click "Delete" link to delete the product details
- To update the product delete, first delete the product details you want to edit and then add new one.

At the bottom, there is a radio button selection: "Do You Want To Save The Application as" with options "Completed" and "Save Draft". The "Save Draft" option is selected. A red box highlights the "Save" button.

User Manual

Consent to Operate under the Air (Prevention and Control of Pollution) Act, 1981 & Water Act (Prevention and Control of Pollution) Act, 1974

Provided as a service through 'SilpaSathi' the Online Single Window portal of State (WB)

Step 5: Enter details about water emission/Discharge

Fee Calculator

Send us your feedback and suggestions

Welcome Sample establishment name Date : 28-9-2022

You have already registered with WB OCMMS

Industry Occupier Other Product **W Emiss./Disch.** Air Emission NOISE HWM/SWM Documents

Water Emission/Discharge	Action
Waste Water Treatment Plant Details	Add View Delete
Expected water consumption for different uses	Add View Delete
Water Consumption Details	Add View Delete
Waste Water Discharge point	Add View Delete
Waste Water Generated.	Add View Delete
Physical Characteristics Details	Add View Delete
Chemical Characteristics Details	Add View Delete

Do you propose to recirculate/ reuse treated water and/or dual / plumbing system any?

Proposed treatment facility of liquid waste If yes, please give details of the treatment facility

Is the effluent toxic ?

Is there any sudden change of temperature of effluent exceeding 10 degree C at any time?

Give details and percentage of recycling or re-use of waste water/ treated effluent/ other products, if envisaged:

Give material balance of the water consumption in different waste-water generation:

Attach latest analysis report of the Board or Board's recognised laboratory showing quality of liquid waste discharge (before and after treatment)

What monitoring arrangement is currently there or proposed:

Whether water meter at water intake points installed

Whether energy meter of E.T.P. installed

Physical Characteristics Details Add View Delete

Chemical Characteristics Details Add View Delete

Do you propose to recirculate/ reuse treated water and/or dual / plumbing system any?

Proposed treatment facility of liquid waste If yes, please give details of the treatment facility

Is the effluent toxic ?

Is there any sudden change of temperature of effluent exceeding 10 degree C at any time?

Give details and percentage of recycling or re-use of waste water/ treated effluent/ other products, if envisaged:

Give material balance of the water consumption in different waste-water generation:

Attach latest analysis report of the Board or Board's recognised laboratory showing quality of liquid waste discharge (before and after treatment)

What monitoring arrangement is currently there or proposed:

Whether water meter at water intake points installed

Whether energy meter of E.T.P. installed

Whether wastewater flow measuring device installed

*** Instructions:**
There are three sections under W Emiss./Disch. Please fill all the details pertaining to W Emiss./Disch. To enter the details, use the links as follows:

- click "Add" link to add details
- click "View" link to view details
- click "Delete" link to delete details
- To update the delete, first delete the details you want to edit and then add new one.

Do You Want To Save The Application as Completed Save Draft

Save

User Manual

Consent to Operate under the Air (Prevention and Control of Pollution) Act, 1981 & Water Act (Prevention and Control of Pollution) Act, 1974

Provided as a service through 'SilpaSathi' the Online Single Window portal of State (WB)

Step 6: Enter details about air emission

Industry Profile
Fee Calculator
Send us your feedback and suggestions

Welcome Sample establishment name Date : 28-9-2022
You have already registered with WB OCMS

Industry Occupier Other Product W Emiss./Disch. **Air Emission** NOISE HWM/SWM Documents

Air Emission	Action
Stack Details	Add View Delete
Process Emissions	Add View Delete
Fuel Consumption	Add View Delete
Boilers	Add View Delete
Air pollution control system	Add View Delete
D.G Sets	Add View Delete
Flue Gas Emissions:	Add View Delete
Generation of gaseous waste	Add View Delete
From Furnaces, Heaters, Kiln etc.	Add View Delete

State the total qty of Air handled by ventilation equipment. Specify size & no of equipment's installed or to be installed:

Annual operation and maintenance cost of Air pollution control plant, if any:

Further action that is being taken by the firm to control Air Pollution:

Other relevant information, if any

Whether facilities available for liquid waste treatment if yes,

Proposed facility for liquid waste treatment if yes.

Power Supply Agency at the factory premises [viz. C.E.S.C/W.B.S.E.B/Others (Specify)]:

Step 7: Enter details about noise

Industry Profile
Fee Calculator
Send us your feedback and suggestions

Welcome Sample establishment name Date : 28-9-2022
You have already registered with WB OCMS

Industry Occupier Other Product W Emiss./Disch. Air Emission **NOISE** HWM/SWM Documents

NOISE POLLUTION	Action
Details of sources of Noise Pollution	Add View Delete

Describe the type of acoustic enclosure/insulation proposed to be provided to control noise generated from the D.G. Set

*** Instructions:**

- click "Add" link to add the Hazardous Waste details
- click "View" link to view the Hazardous Waste details
- click "Delete" link to delete the Hazardous Waste details
- To update the Hazardous Waste delete, first delete the Hazardous Waste details you want to edit and then add new one.

Do You Want To Save The Application as Completed Save Draft

Save

User Manual

Consent to Operate under the Air (Prevention and Control of Pollution) Act, 1981 & Water Act (Prevention and Control of Pollution) Act, 1974

Provided as a service through 'SilpaSathi' the Online Single Window portal of State (WB)

Step 8: Enter details about HWM/SWM.

The screenshot shows a web browser window with the URL `wbocmms.nic.in/nd/ApplicationDetails/saveConsentForSingleWindow?radicbutton1=CTO&consent=both&appFor=new&serviceId=102&caf_id_no=CAF2022000483#country5`. The page features a navigation menu on the left with 'Industry Profile' and 'Fee Calculator'. A green banner says 'Send us your feedback and suggestions'. The main content area has a header with 'Welcome Sample establishment name' and 'Date : 28-9-2022'. Below this, it states 'You have already registered with WB OCMMS'. A horizontal menu includes 'Industry', 'Occupier', 'Other', 'Product', 'W Emiss./Disch.', 'Air Emission', 'NOISE', 'HWM/SWM', and 'Documents'. The 'HWM/SWM' section contains a table with columns 'Hazardous Waste' and 'Action'. The table lists 'Hazardous Waste' and 'Solid Wastes' with 'Add', 'View', and 'Delete' links. Below the table are input fields for 'Name and Details of Processing technology', 'Type and quality of waste to be processed per day', 'Measures to be taken for safety of workers working in the plant', and 'Hazardous Chemicals to be handled [Refer-Manufacture, Storage and import of Hazardous Chemicals Rules, 1989 (MSIHC)]'. A section titled '* Instructions:' provides guidance on using the 'Add', 'View', and 'Delete' links. At the bottom, there are radio buttons for 'Completed' and 'Save Draft', and a 'Save' button highlighted with a red box.

Step 9: Upload documents

The screenshot shows the same web browser window with the URL `wbocmms.nic.in/nd/ApplicationDetails/saveConsentForSingleWindow?radicbutton1=CTO&consent=both&appFor=new&serviceId=102&caf_id_no=CAF2022000483#country7`. The navigation menu and feedback banner are the same. The main content area has the same header. The horizontal menu is the same. The 'Documents' section is active, showing a 'Documents Details' table with columns 'Upload Required Documents', 'View Documents', and 'Delete Saved Documents'. The table lists 'Upload', 'View', and 'Delete' links. Below the table, a section titled '* Instructions:' provides guidance on uploading documents. At the bottom, there are radio buttons for 'Completed' and 'Save Draft', and a 'Save' button highlighted with a red box.

User Manual

Consent to Operate under the Air (Prevention and Control of Pollution) Act, 1981 & Water Act (Prevention and Control of Pollution) Act, 1974

Provided as a service through 'SilpaSathi' the Online Single Window portal of State (WB)

Step 10: Add documents.

Application For	Document Name	Document Name
CTO RED ORANGE	Copy of CFE Certificate*	Choose File No file chosen Upload Black & White 150 Dpi pdf documents
CTO RED ORANGE	Project Report with details of emission, effluent, solid waste management plan, raw materials, finished products, manufacturing process including list of machinery*	Choose File No file chosen Upload Black & White 150 Dpi pdf documents
CTO RED ORANGE	Copy of the last CFO certificate (for CFO renewal cases)	Choose File No file chosen Upload Black & White 150 Dpi pdf documents
CTO RED ORANGE	Compliance status report of previous directions / conditions (if any)	Choose File No file chosen Upload Black & White 150 Dpi pdf documents
CTO RED ORANGE	Current test reports for emission / effluent (in last one year)*	Choose File No file chosen Upload Black & White 150 Dpi pdf documents
CTO RED ORANGE	Paid bank challan, if any	Choose File No file chosen Upload Black & White 150 Dpi pdf documents
CTO RED ORANGE	Any land related document rent agreement, rent receipt, land deed, porch, lease document as applicable*	Choose File No file chosen Upload Black & White 150 Dpi pdf documents
CTO RED ORANGE	Compliance status of CFE conditions if any	Choose File No file chosen Upload Black & White 150 Dpi pdf documents
CTO RED ORANGE	Gross Capital Investment Certificate(Self-Certified Undertaking)*	Choose File No file chosen Upload Black & White 150 Dpi pdf documents

For Online Document Upload:

- Click link "Upload" to upload the document
- Click "Browse" to select the document
- You can select multiple documents at the same time
- Select all the documents by clicking "Browse" button
- Select all the documents by clicking "Browse" button
- Click "Save" button to upload the document
- Message "Document successfully uploaded" will be displayed

Do You Want To Save The Application as Completed Save Draft

Save

Step 11:

Home Consent Management Logout

Industry Profile
Fee Calculator

Send us your feedback and suggestions

Welcome Sample establishment name Date: 28-9-2022

You have already registered with WB OCMS

Industry Occupier Other Product W Emiss./Disch. Air Emission NOISE HWM/SWM Documents

Documents Details

Upload Required Documents Upload
View Documents View
Delete Saved Documents Delete

* Instructions:

For Online Document Upload:

- Click link "Upload" to upload the document
- Click "Browse" to select the document
- You can select multiple documents at the same time
- Select all the documents by clicking "Browse" button
- Select all the documents by clicking "Browse" button
- Click "Save" button to upload the document
- Message "Document successfully uploaded" will be displayed

Do You Want To Save The Application as Completed Save Draft

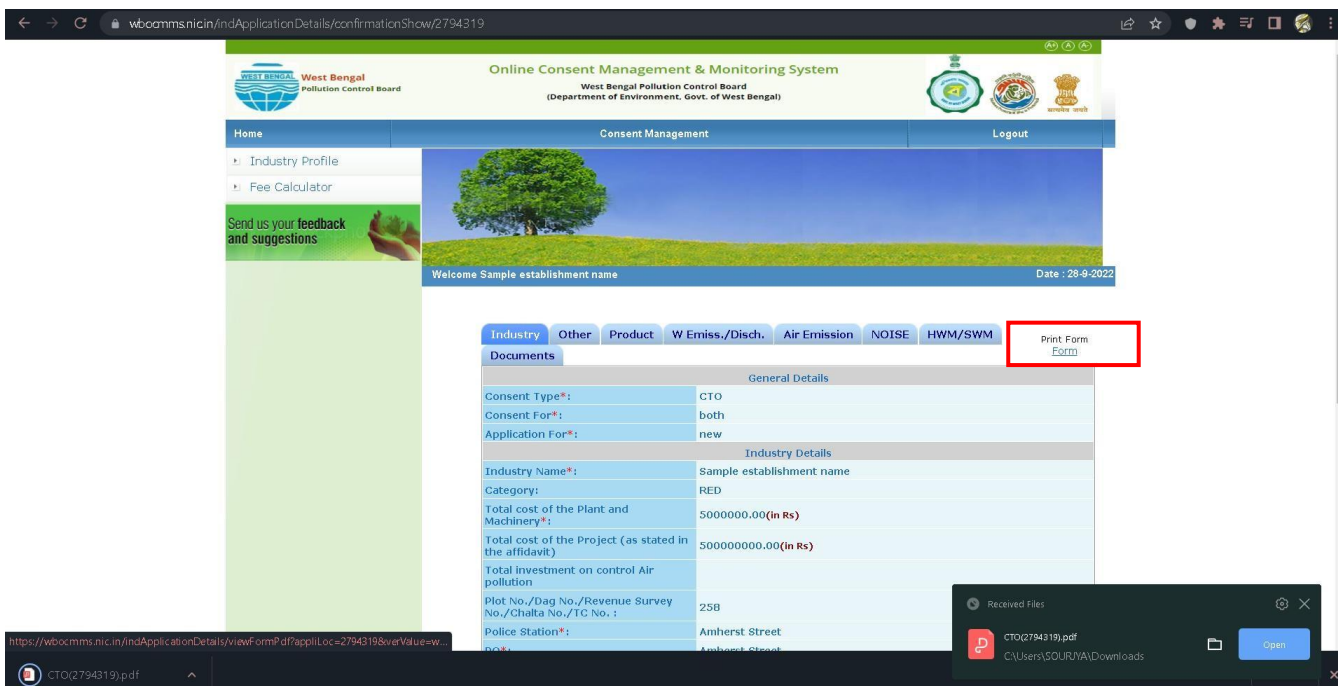
Save

User Manual

Consent to Operate under the Air (Prevention and Control of Pollution) Act, 1981 & Water Act (Prevention and Control of Pollution) Act, 1974

Provided as a service through 'SilpaSathi' the Online Single Window portal of State (WB)

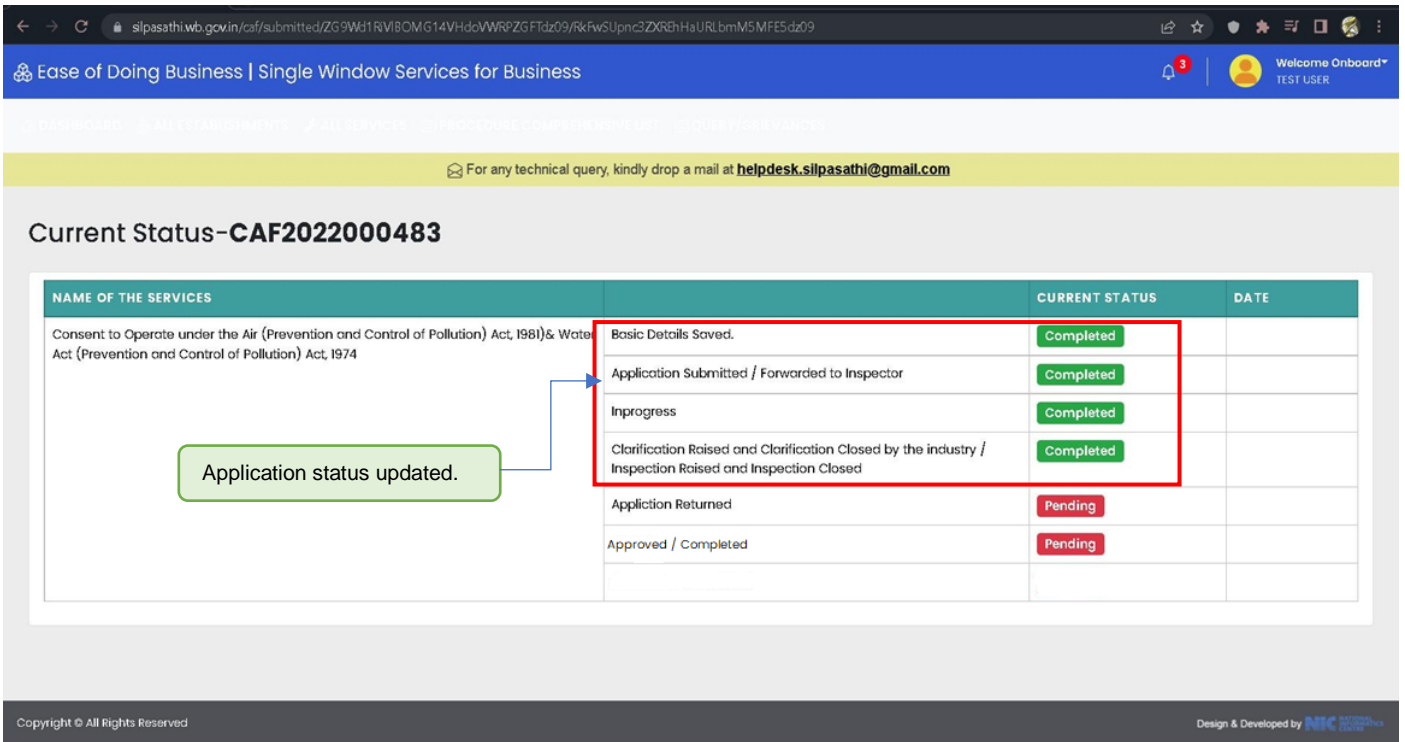
Step 12: Unique Application Number generated



User Manual

Consent to Operate under the Air (Prevention and Control of Pollution) Act, 1981 & Water Act (Prevention and Control of Pollution) Act, 1974

Provided as a service through 'SilpaSathi' the Online Single Window portal of State (WB)

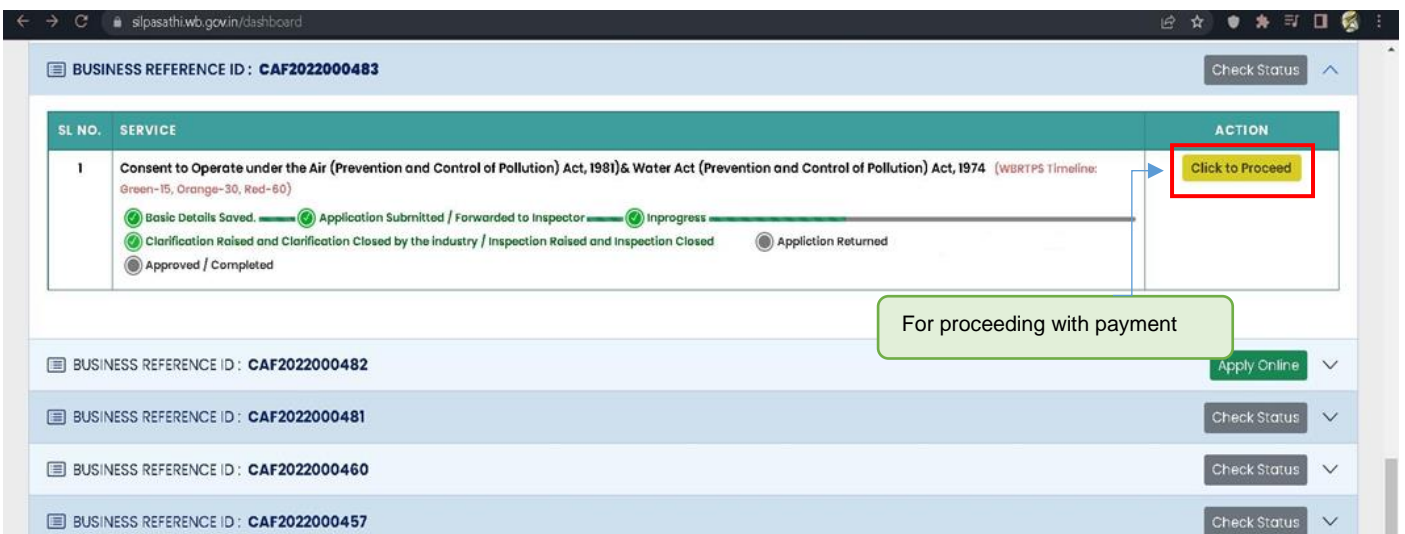


Note: Latest status can be seen any time through Applicant's Dashboard

3. Online Payment of fees

The applicant is now required to pay the required fees based on the application filled by the applicant. The applicant has to click on '**Click to Proceed**' option and proceed with the payment procedure. The screenshot below provides an illustration:

Applicant's Dashboard



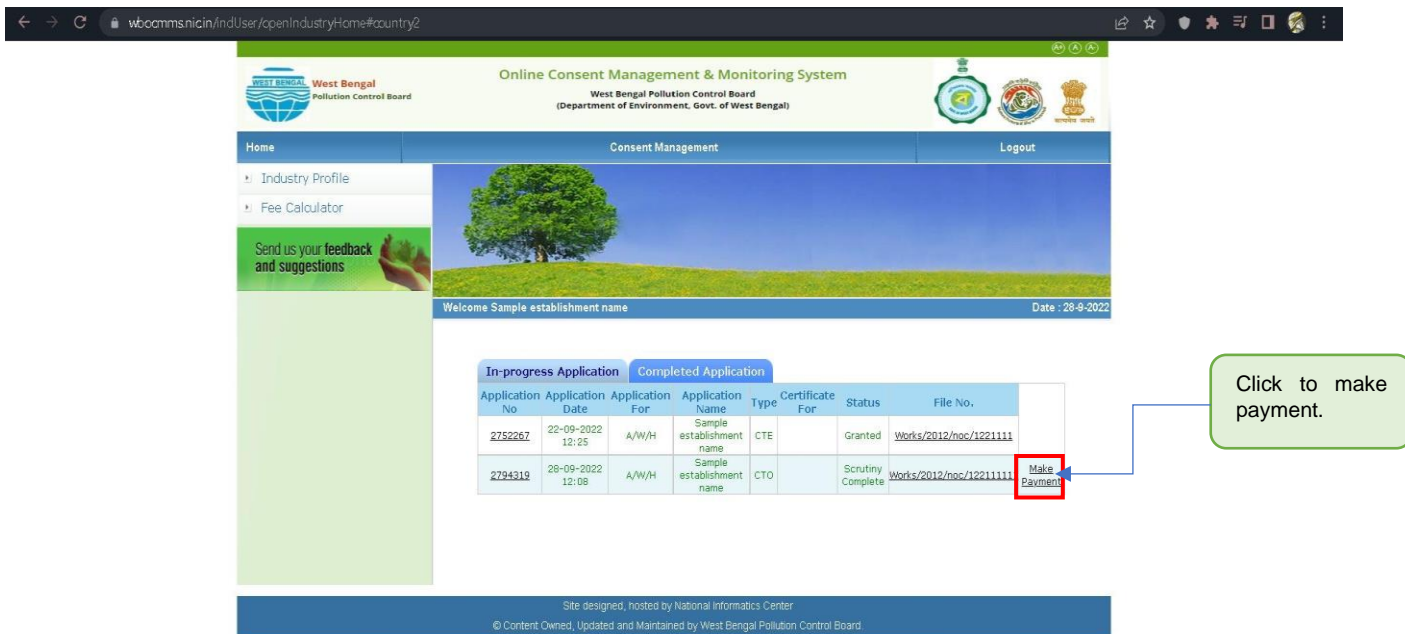
User Manual

Consent to Operate under the Air (Prevention and Control of Pollution) Act, 1981 & Water Act (Prevention and Control of Pollution) Act, 1974

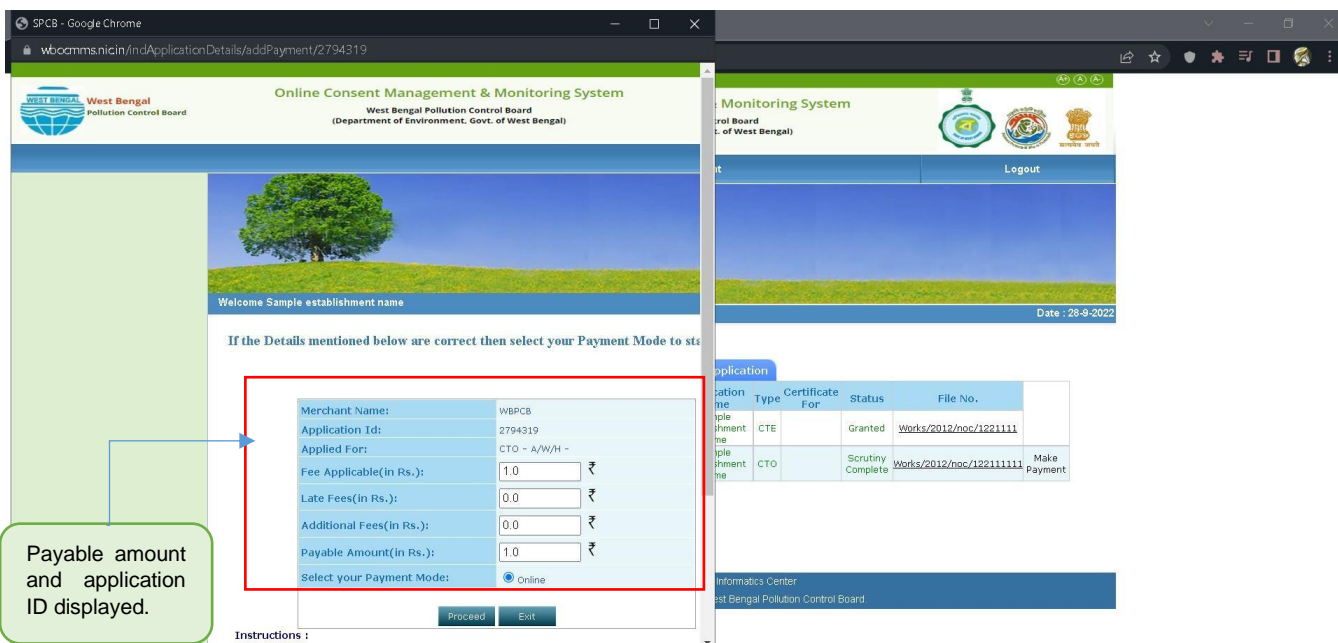
Provided as a service through 'SilpaSathi' the Online Single Window portal of State (WB)

The applicant can now view the Departmental Page which is the official website of **West Bengal Pollution Control Board** and complete the payment process. The payment procedure has been illustrated as per the following screenshots.

The applicant can click on **'Make Payment'** option as illustrated in the screenshot.



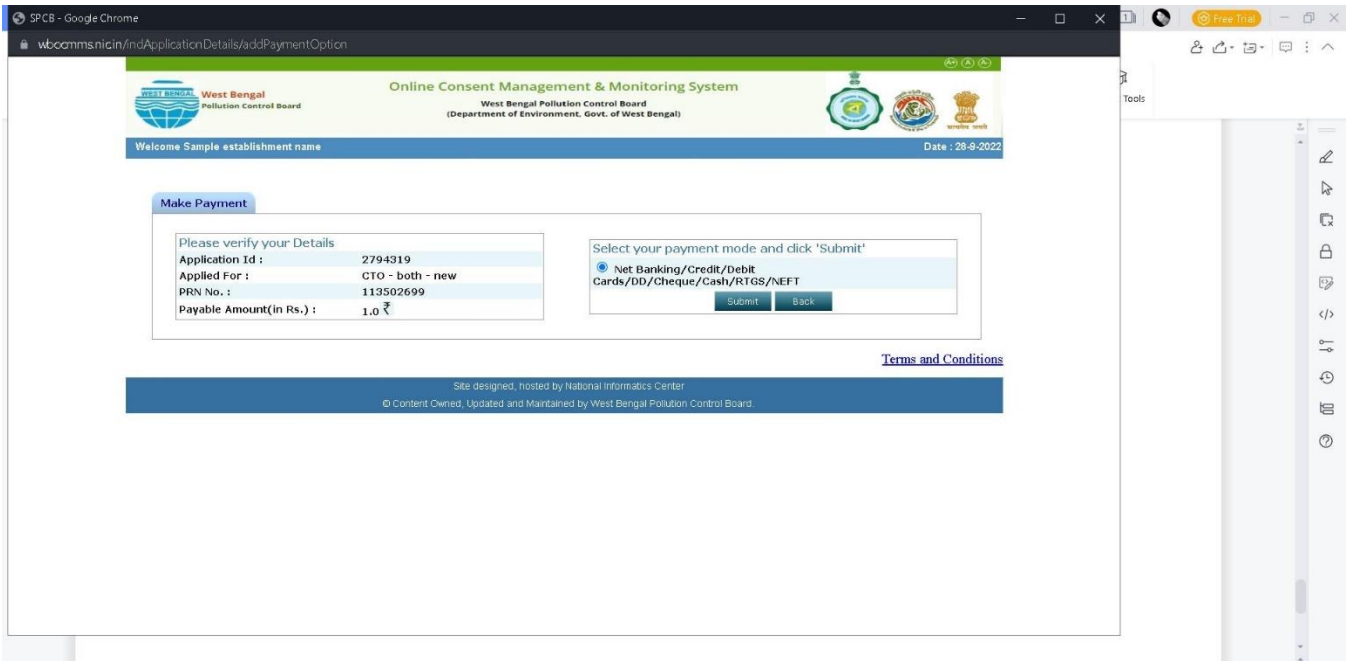
The fees details and other necessary application details as displayed.



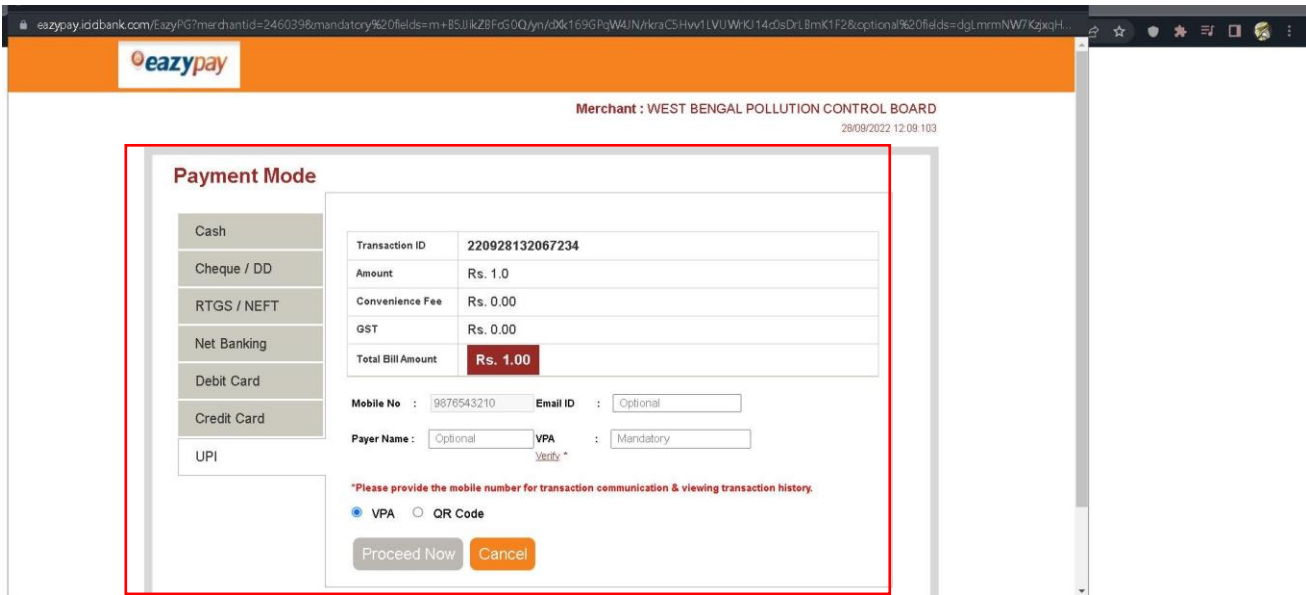
User Manual

Consent to Operate under the Air (Prevention and Control of Pollution) Act, 1981 & Water Act (Prevention and Control of Pollution) Act, 1974

Provided as a service through 'SilpaSathi' the Online Single Window portal of State (WB)



The applicant has to enter the correct details for payment transaction and proceed with the payment process.

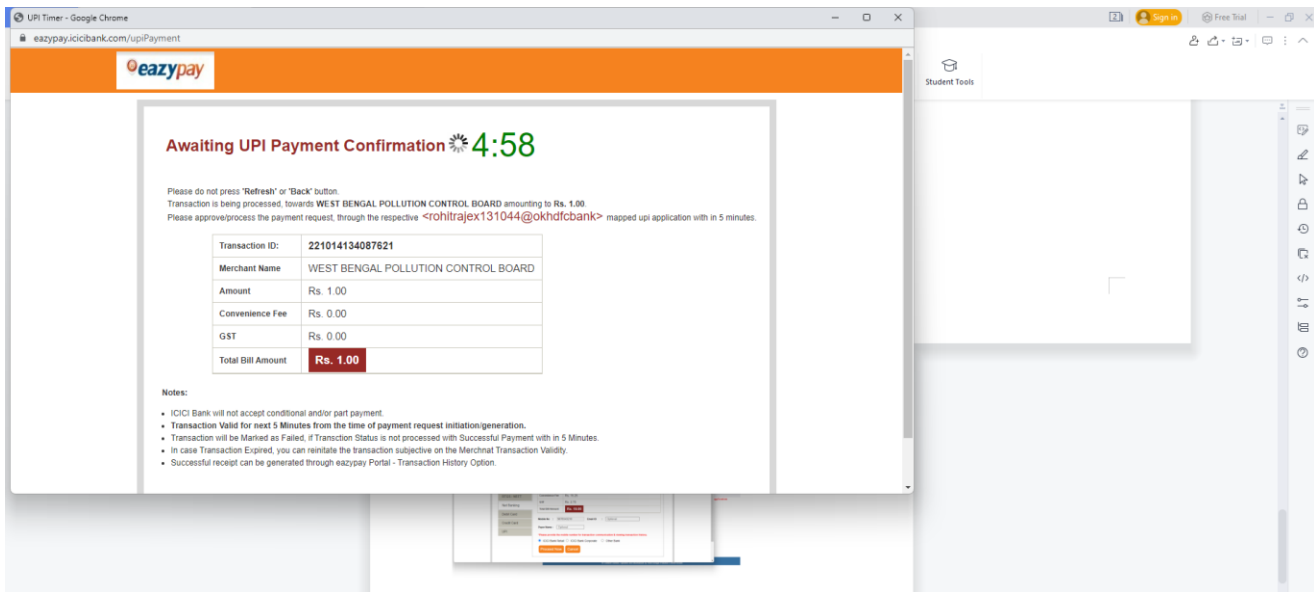


Select payment mode.

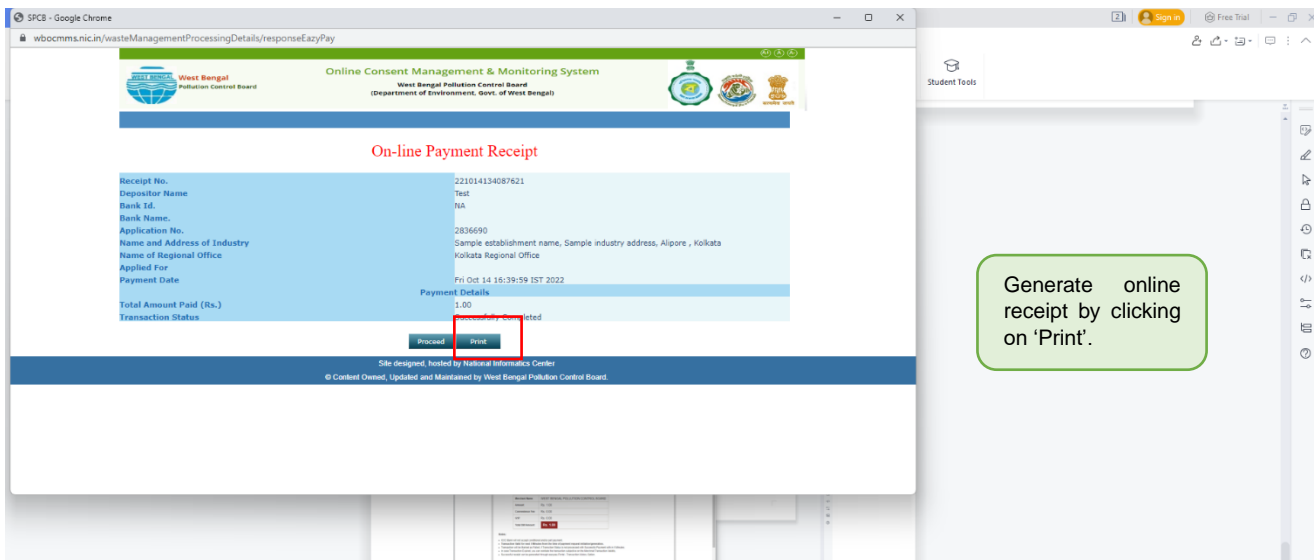
User Manual

Consent to Operate under the Air (Prevention and Control of Pollution) Act, 1981 & Water Act (Prevention and Control of Pollution) Act, 1974

Provided as a service through 'SilpaSathi' the Online Single Window portal of State (WB)



The applicant can view the online receipt as generated. He can also print the same for reference.



The applicant shall click on 'Proceed' and view the application as submitted.

User Manual

Consent to Operate under the Air (Prevention and Control of Pollution) Act, 1981 & Water Act (Prevention and Control of Pollution) Act, 1974

Provided as a service through 'SilpaSathi' the Online Single Window portal of State (WB)

Application Status

In-progress Application		Completed Application			
Application No	Application Date	Application For	Application Name Type	Certificate For	Status
2752267	22-09-2022 12:25	A/W/H	Sample establishment name	CTE	Granted
2754319	28-09-2022 12:08	A/W/H	Sample establishment name	CTO	In-Progress

The applicant can now view his application status in the SilpaSathi page.

Status Dashboard

Latest Status of application as updated

NAME OF THE SERVICES	CURRENT STATUS	DATE
Consent to Operate under the Air (Prevention and Control of Pollution) Act, 1981 & Water Act (Prevention and Control of Pollution) Act, 1974	Basic Details Saved.	Completed
	Application Submitted / Forwarded to Inspector	Completed
	Inprogress	Completed
	Clarification Raised and Clarification Closed by the industry / Inspection Raised and Inspection Closed	Completed
	Application Returned	Completed
	Approved / Completed	Completed

User Manual

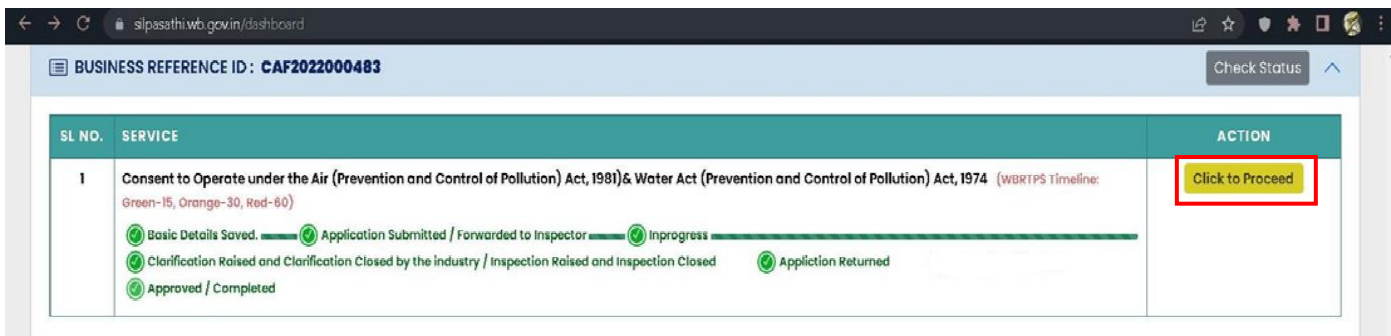
Consent to Operate under the Air (Prevention and Control of Pollution) Act, 1981 & Water Act (Prevention and Control of Pollution) Act, 1974

Provided as a service through 'SilpaSathi' the Online Single Window portal of State (WB)

4: Online Download of final approval certificate

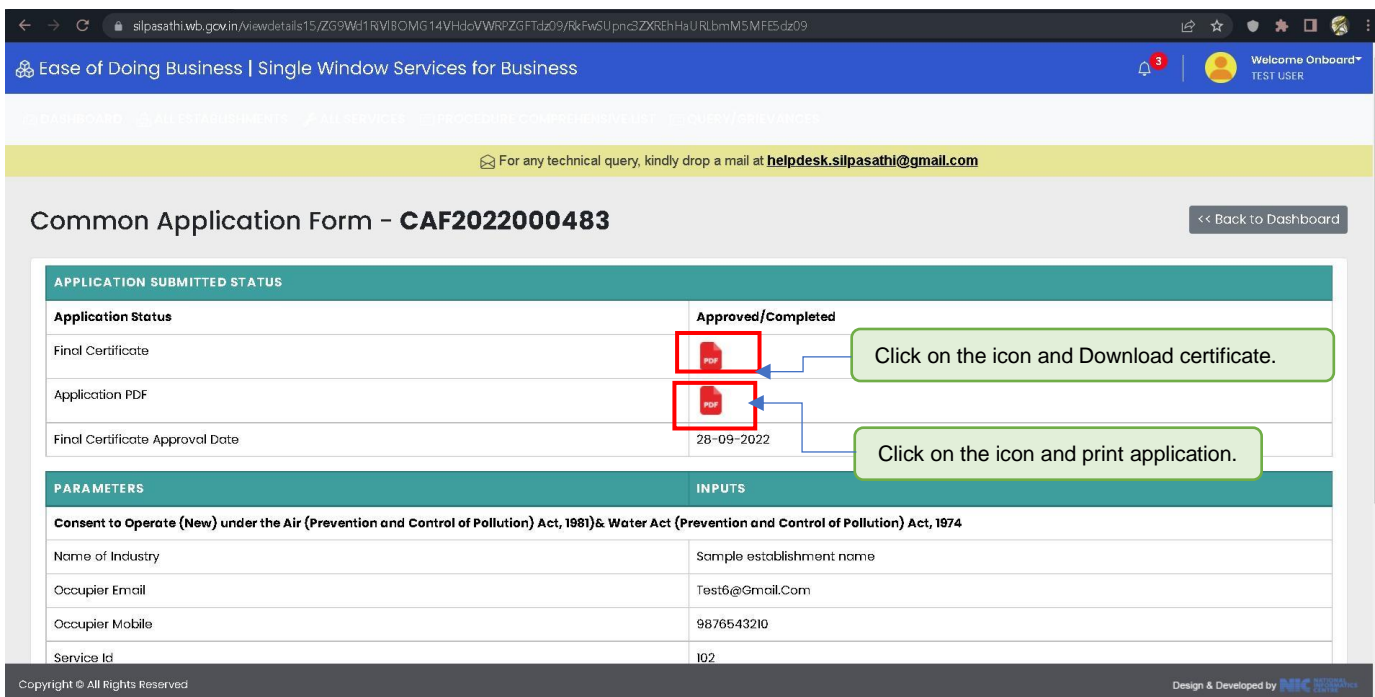
The applicant can now click on 'Click to Proceed' to download the final certificate.

Applicant's Dashboard



The applicant shall now be able to download the final certificate after final approval of application. The applicant has to click on 'PDF' icon to download the Final Approval Certificate issued.

The certificate as downloaded has been illustrated in the screenshot below:

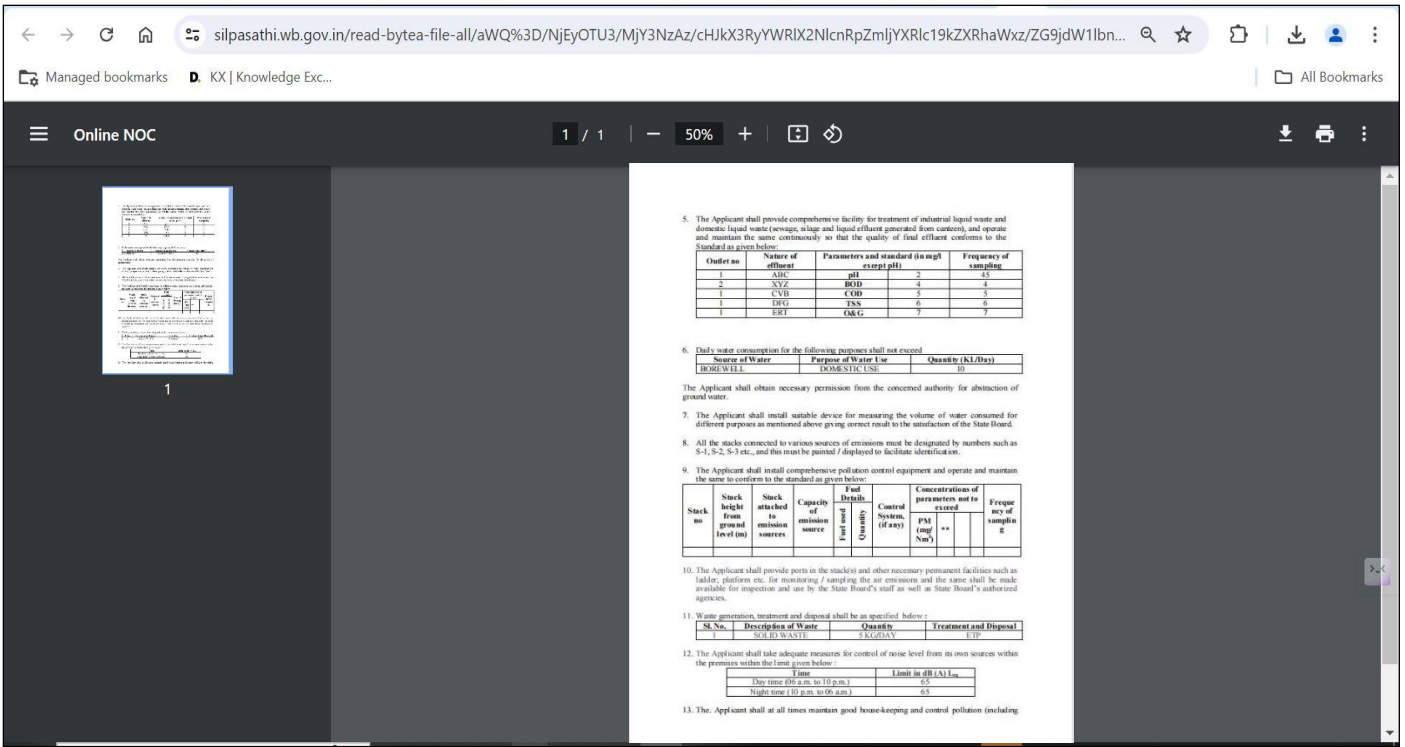
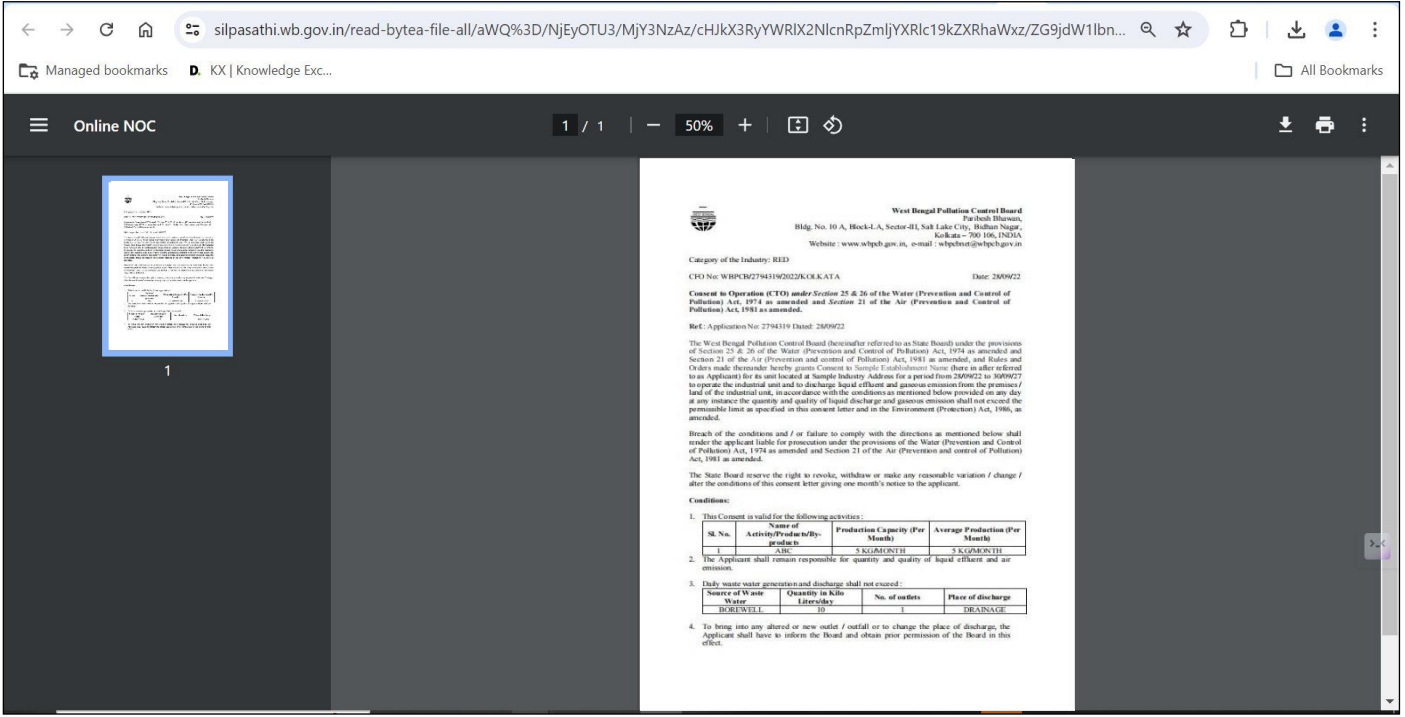


User Manual

Consent to Operate under the Air (Prevention and Control of Pollution) Act, 1981 & Water Act (Prevention and Control of Pollution) Act, 1974

Provided as a service through 'SilpaSathi' the Online Single Window portal of State (WB)

The Final Certificate gets downloaded (Screenshot)



User Manual

Consent to Operate under the Air (Prevention and Control of Pollution) Act, 1981 & Water Act (Prevention and Control of Pollution) Act, 1974

Provided as a service through 'SilpaSathi' the Online Single Window portal of State (WB)

← → 🏠 🌐 silpasathi.wb.gov.in/read-bytea-file-all/aWQ%3D/NjEjOTU3/MjY3NzAz/CHjX3RyYWRlX2NlcnRpZmJlYXRlc19kZXhRhaWxz/ZG9jdW1lbn... 🔍 ☆ 📄 📥 👤 ⋮

📖 Managed bookmarks D. KX | Knowledge Exc... | 📁 All Bookmarks

☰ Online NOC 1 / 1 | - 50% + 🔄 📄 📥 ⋮

14. The applicant shall bring about at least 30% of the available open land under the given coverage-plantation.

15. The applicant shall provide sufficient alternate electric power source to operate all pollution control facilities. In absence of such alternate power source, the production shall be stopped if considered to violate to the conditions of the Consent.

16. The Applicant shall install a separate energy meter showing the consumption of energy for operation of pollution control devices and shall install suitable device for measuring the volume of water consumed for different purposes as mentioned in SI. 3.

17. The Applicant shall provide drainage system for conveying industrial and domestic effluent and a separate drainage system for storm-water.

18. The Applicant shall maintain a separate register showing consumption of chemicals used in pollution control systems.

19. The Applicant shall get the samples of hazardous wastes / fractions analyzed at least once in from the laboratory recognized of the West Bengal Pollution Control Board and ensure that they conform to the limits stipulated. Test reports shall be sent to the Board.

20. The Applicant shall submit to the State Board the Environmental Statement Report for the facility in not less than 10th month of the various year in the prescribed form (Form VI) as required under the provision of Rule 18 of the Environment (Protection) (Second Amendment) Rules, 1992 by 30th September of every year.

21. The Applicant shall allow the officers of the State Board to enter into the premises of the unit at any reasonable time to inspect the pollution control system and shall provide adequate and suitable facility for collection of air, wastewater and solid waste samples for monitoring by the State Board as well as by authorized agencies of the State Board.

22. The Applicant shall maintain an Inspection Book in the factory premises which shall be made available to inspecting officers of the State Board for inspection, review and to take down any objection or defect noted at the time of monitoring during the inspection.

23. The Applicant shall furnish to the State Board all information in respect of quality, quantity, rate of discharge, place of discharge of liquid effluent and air emission.

24. The Applicant shall maintain adequate number of qualified and trained personnel among its staff for proper maintenance and operation of the effluent treatment and/or emission control devices and for overall environment management of the industry.

25. The Applicant shall have to make registration for the use of groundwater if any, with Central Ground Water Authority.

26. The Applicant shall intimate to the State Board immediately of any occurrence or apprehension of occurrence of discharge of any poisonous, noxious or polluting in excess of quality as well as quantity as mentioned earlier in this consent under both existing system or in proposed system or in case of any alteration in the discharge or treatment of effluent. The Applicant shall take all steps adequate to prevent such accident discharge / release of poisonous, noxious or pollutants and to limit their consequences to persons and the environment (in particular to the persons working on the site with the information, training and equipment including antidotes necessary to ensure their safety and mitigate the accidental release of poisonous noxious or pollutants to the environment).

27. The Applicant shall make an application to the State Board in the prescribed form for renewal of the consent at least 60 (sixty) days before the date of expiry of this Consent.

28. The Applicant shall not make any alteration / expansion / modification in the existing manufacturing process and equipment, pollution control systems and shall not allow or bring in any new installation or stock or change the place of discharge, without prior approval of the Board.

29. The Applicant shall comply with all applicable environmental acts and rules.

Special conditions:
TEST CASE NO CONDITIONS
Any violation of the aforesaid conditions shall entail cancellation of this Consent for Establishment.

For and on behalf of West Bengal Pollution Control Board
SECRETARY

User Manual

Consent to Operate under the Air (Prevention and Control of Pollution) Act, 1981 & Water Act (Prevention and Control of Pollution) Act, 1974

Provided as a service through 'SilpaSathi' the Online Single Window portal of State (WB)

One Approval certificate document has been illustrated below:



West Bengal Pollution Control Board
Paribesh Bhawan,
Bldg. No. 10 A, Block-LA, Sector-III, Salt Lake City, Bidhan Nagar,
Kolkata – 700 106, INDIA
Website : www.wbpcb.gov.in, e-mail : wbpcbnet@wbpcb.gov.in

Category of the Industry: RED

CFO No: WBPCB/2794319/2022/KOLKATA

Date: 28/09/22

Consent to Operation (CTO) under Section 25 & 26 of the Water (Prevention and Control of Pollution) Act, 1974 as amended and Section 21 of the Air (Prevention and Control of Pollution) Act, 1981 as amended.

Ref.: Application No: 2794319 Dated: 28/09/22

The West Bengal Pollution Control Board (hereinafter referred to as State Board) under the provisions of Section 25 & 26 of the Water (Prevention and Control of Pollution) Act, 1974 as amended and Section 21 of the Air (Prevention and Control of Pollution) Act, 1981 as amended, and Rules and Orders made thereunder hereby grants Consent to Sample Establishment Name (here in after referred to as Applicant) for its unit located at Sample Industry Address for a period from 28/09/22 to 30/09/22 to operate the industrial unit and to discharge liquid effluent and gaseous emission from the premises / land of the industrial unit, in accordance with the conditions as mentioned below provided on any day at any instance the quantity and quality of liquid discharge and gaseous emission shall not exceed the permissible limit as specified in this consent letter and in the Environment (Protection) Act, 1986, as amended.

Breach of the conditions and / or failure to comply with the directions as mentioned below shall render the applicant liable for prosecution under the provisions of the Water (Prevention and Control of Pollution) Act, 1974 as amended and Section 21 of the Air (Prevention and Control of Pollution) Act, 1981 as amended.

The State Board reserve the right to revoke, withdraw or make any reasonable variation / change / alter the conditions of this consent letter giving one month's notice to the applicant.

Conditions:

1. This Consent is valid for the following activities:

Sl. No.	Name of Activity/Products/By-products	Production Capacity (Per Month)	Average Production (Per Month)
1	ABC	5 KG/MONTH	5 KG/MONTH

2. The Applicant shall remain responsible for quantity and quality of liquid effluent and air emission.

3. Daily waste water generation and discharge shall not exceed:

Source of Waste Water	Quantity in Kilo Liters/day	No. of outlets	Place of discharge
BOREWELL	10	1	DRAINAGE

4. To bring into any altered or new outlet / outfall or to change the place of discharge, the Applicant shall have to inform the Board and obtain prior permission of the Board in this effect.

User Manual

Consent to Operate under the Air (Prevention and Control of Pollution) Act, 1981 & Water Act (Prevention and Control of Pollution) Act, 1974

Provided as a service through 'SilpaSathi' the Online Single Window portal of State (WB)

5. The Applicant shall provide comprehensive facility for treatment of industrial liquid waste and domestic liquid waste (sewage, silage and liquid effluent generated from canteen), and operate and maintain the same continuously so that the quality of final effluent conforms to the Standard as given below:

Outlet no	Nature of effluent	Parameters and standard (in mg/l except pH)	Frequency of sampling
1	ABC	pH	2
2	XYZ	BOD	4
1	CVB	COD	5
1	DFG	TSS	6
1	ERT	O&G	7

6. Daily water consumption for the following purposes shall not exceed

Source of Water	Purpose of Water Use	Quantity (KL/Day)
BOREWELL	DOMESTIC USE	10

The Applicant shall obtain necessary permission from the concerned authority for abstraction of ground water.

7. The Applicant shall install suitable device for measuring the volume of water consumed for different purposes as mentioned above giving correct result to the satisfaction of the State Board.

8. All the stacks connected to various sources of emissions must be designated by numbers such as S-1, S-2, S-3 etc., and this must be painted / displayed to facilitate identification.

9. The Applicant shall install comprehensive pollution control equipment and operate and maintain the same to conform to the standard as given below:

Stack no	Stack height from ground level (m)	Stack attached to emission sources	Capacity of emission source	Fuel Details		Control System, (if any)	Concentrations of parameters not to exceed			Frequency of sampling
				Fuel used	Quantity		PM (mg/Nm ³)	**		

10. The Applicant shall provide ports in the stack(s) and other necessary permanent facilities such as ladder, platform etc. for monitoring / sampling the air emissions and the same shall be made available for inspection and use by the State Board's staff as well as State Board's authorized agencies.

11. Waste generation, treatment and disposal shall be as specified below :

Sl. No.	Description of Waste	Quantity	Treatment and Disposal
1	SOLID WASTE	5 KG/DAY	ETP

12. The Applicant shall take adequate measures for control of noise level from its own sources within the premises within the limit given below :

Time	Limit in dB (A) L ₉₀
Day time (06 a.m. to 10 p.m.)	65
Night time (10 p.m. to 06 a.m.)	65

13. The Applicant shall at all times maintain good house-keeping and control pollution (including

User Manual

Consent to Operate under the Air (Prevention and Control of Pollution) Act, 1981 & Water Act (Prevention and Control of Pollution) Act, 1974

Provided as a service through 'SilpaSathi' the Online Single Window portal of State (WB)

- fugitive emissions) from all sources to maintain clean environment in & around factory premises and in surrounding areas.
14. The Applicant shall bring about at least 33% of the available open land under the green coverage-plantation.
 15. The Applicant shall provide sufficient alternate electric power source to operate all pollution control facilities. In absence of such alternate power source, the production shall be stopped / controlled to conform to the conditions of the Consent.
 16. The Applicant shall install a separate energy meter showing the consumption of energy for operation of pollution control devices and shall install suitable device for measuring the volume of water consumed for different purposes as mentioned in Sl. 3.
 17. The Applicant shall provide drainage system for conveying industrial and domestic effluent and a separate drainage system for storm-water.
 18. The Applicant shall maintain a separate register showing consumption of chemicals used in pollution control systems.
 19. The Applicant shall get the samples of hazardous wastes /leachates analyzed at least once in from the laboratory recognized of the West Bengal Pollution Control Board and ensure that they conform to the limits stipulated. Test reports shall be sent to the Board.
 20. The Applicant shall submit to the State Board the Environmental Statement Report for the financial year ending 31st March of the current year in the prescribed form (Form V) as required under the provisions of Rule 14 of the Environment (Protection) [Second Amendment] Rules 1992 by 30th September of every year.
 21. The Applicant shall allow the officers of the State Board to enter into the premises of the unit at any reasonable time to inspect the pollution control systems and shall provide adequate and safe facility for collection of air, wastewater and solid waste samples for monitoring by the State Board as well as by authorized agencies of the State Board.
 22. The Applicant shall maintain an Inspection Book in the factory premises which shall be made available to inspecting officers of the State Board for inspection, review and to write down any direction or observation as is deemed necessary during the inspection.
 23. The Applicant shall furnish to the State Board all information in respect of quality, quantity, rate of discharge, place of discharge of liquid effluent and air emission.
 24. The Applicant shall maintain adequate number of qualified and trained personnel among his staff for proper maintenance and operation of the effluent treatment and/or emission control devices and for overall environment management of the industry.
 25. The Applicant shall have to make registration for the use of groundwater if any, with Central Ground Water Authority.
 26. The Applicant shall intimate to the State Board immediately of any occurrence or apprehension of occurrence of discharge of any poisonous, noxious or pollutants in excess of quality as well as quantity as mentioned earlier to any receiving water body/receiving system or to atmosphere owing to accident or other unforeseen incident/event including natural disaster. The Applicant shall (i) take all steps adequate to prevent such accident discharge / release of poisonous, noxious or pollutants and to limit their consequences to persons and the environment, (ii) provide to the persons working on the site with the information, training and equipment including antidotes

- necessary to ensure their safety and mitigate the accidental release of poisonous noxious or pollutants to the environment.
27. The Applicant shall make an application to the State Board in the prescribed form for renewal of the consent at least 60 (sixty) days before the date of expiry of this Consent.
 28. The Applicant shall not make any alteration / expansion / modification in the existing manufacturing process and equipment, pollution control system and shall not alter or bring in any new outlet/outfall or stack or change the place of discharge, without prior approval of the Board.
 29. The Applicant shall comply with all applicable environmental acts and rules.

Special Conditions:
TEST CASE NO CONDITIONS

Any violation of the aforesaid conditions shall entail cancellation of this Consent for Establishment.

For and on behalf of West Bengal Pollution
Control Board
ROHIT RAJ

5: Third Party verification details

Third party verification is a process by which any independent user / third party verifies an individual's license and registration details online check authenticity of the Certificate, without

Third part verification process

The applicant or any user has to log in to www.silpasathi.wb.gov.in.

A user (any third party) needs to click on '**Third party Verification**' section in the homepage and enter registration number / license number and then click on 'Search' link, for Verification of Certificate.

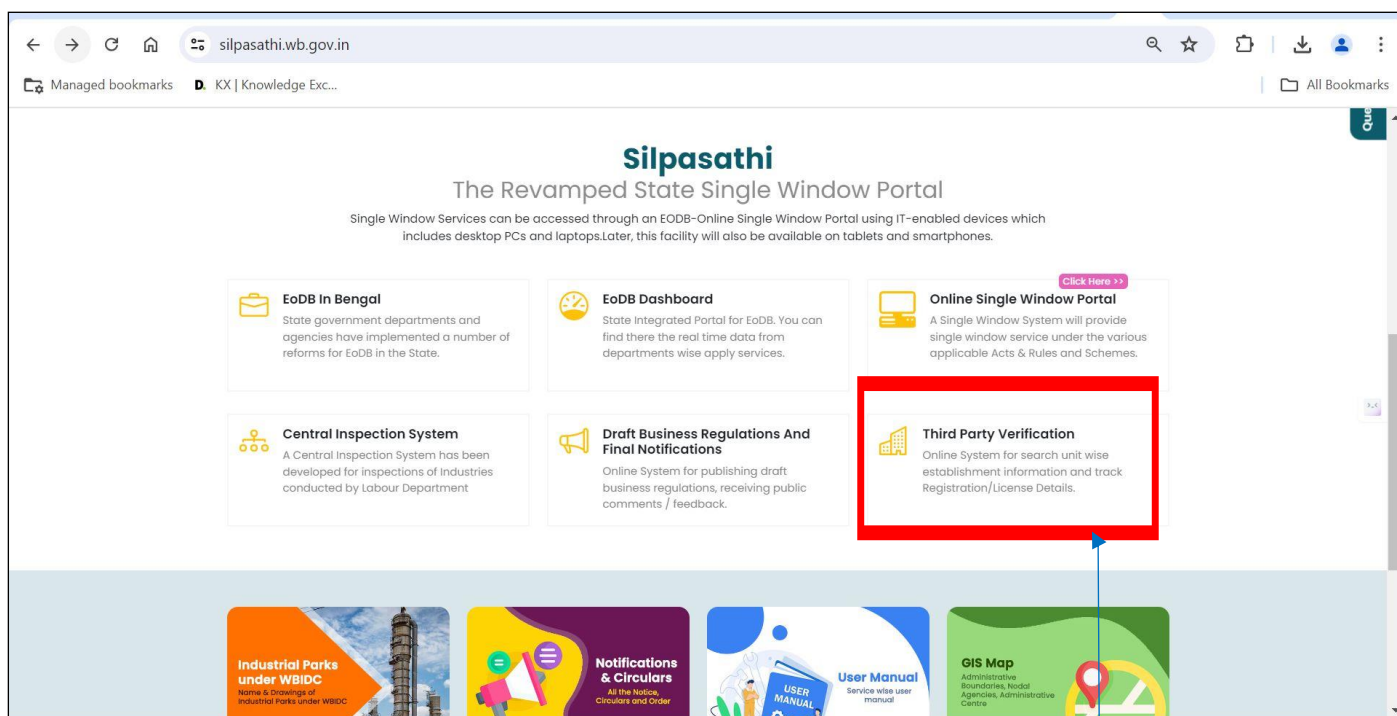

(Screenshots below):

User Manual

Consent to Operate under the Air (Prevention and Control of Pollution) Act, 1981 & Water Act (Prevention and Control of Pollution) Act, 1974

Provided as a service through 'SilpaSathi' the Online Single Window portal of State (WB)

SilpaSathi Homepage



Select 'Third Party Verification'

User Manual

Consent to Operate under the Air (Prevention and Control of Pollution) Act, 1981 & Water Act (Prevention and Control of Pollution) Act, 1974

Provided as a service through 'SilpaSathi' the Online Single Window portal of State (WB)

Applicant selects the service and then enter the Certificate/ Approval number in the text box beside it and clicks on 'Search' to view details of certificate.

Third Party Verification

Track Registration/License details through **Silpasathi Portal**

Select Services * Allotment of land in Industrial Area (WBIDC) - (Industry, C

Registration Number / License Number / Others *

Search

Sl No.	Service Name	Department Name	Action
1	Brand/Label Registration	Finance (Excise Directorate)	Click Here >>
2	Building Plan Approval	UD&MA	Click Here >>
3	Issuance of approval post plinth inspection	UD&MA	Click Here >>
4	Issuance of Occupancy Certificate	UD&MA	Click Here >>

Query / Grievance

Enter Registration number/ License number to view details.

Third Party Verification

Track Registration/License details through **Silpasathi Portal**

Select Services * Consent to Operate under the Air (Prevention and Control

Registration Number / License Number / Others * WBPCB/2794319/2022/kolkata

Search

Sl No.	Service Name	Department Name	Action
1	Brand/Label Registration	Finance (Excise Directorate)	Click Here >>
2	Building Plan Approval	UD&MA	Click Here >>
3	Issuance of approval post plinth inspection	UD&MA	Click Here >>
4	Issuance of Occupancy Certificate	UD&MA	Click Here >>

Query / Grievance

License details can be viewed after entering correct license number and clicking on Search.

User Manual

Consent to Operate under the Air (Prevention and Control of Pollution) Act, 1981 & Water Act (Prevention and Control of Pollution) Act, 1974

Provided as a service through 'SilpaSathi' the Online Single Window portal of State (WB)

The third party can view the details as illustrated below:

Track Registration/License Details

Select Services * Registration Number / License Number / Others *

Consent to Operate under the Air (Prevention and Control of Pollution) Act, 1981 WBPCB/2794319/2022/KOLKATA Search

Parameter	Output
Certificate Number	WBPCB/2794319/2022/KOLKATA
Approval Date	28-09-2022
Name of the Business	Sample establishment name
Location of the Business	Sample Address

All efforts have been made to make the information as accurate as possible. Contents of this site are owned and maintained by Department of Industry & Commerce, Govt. of West Bengal as well as WBIDC (West Bengal Industrial Development Corporation). National Informatics Centre (NIC), will not be responsible for any loss to any person caused by inaccuracy in the information available on this Website. Any discrepancy found may be brought to the notice of Department of Industry & Commerce, Govt. of West Bengal as well as WBIDC (West Bengal Industrial Development Corporation). This site is best viewed in Firefox, Chrome.

NATIONAL INFORMATICS CENTRE NIC SWAS